

Submission to the Object Management Group

140 Kendrick Street
Building A Suite 300
Needham, MA 02494
USA

Telephone: +1-781-444-0404
Facsimile: +1-781-444-0320

OMG Document gov/2009-03-03

A Specification for

Records Management Services

In response to OMG RFP Document: gov/2006-06-11

Submitters

CA

CSC

Lockheed Martin Corporation

Visumpoint

Supporters

U.S. National Archives and Records Administration

U.S. Department of the Interior

ARMA International

Everware-CBDI

TethersEnd Consulting

Table of Contents

1	PART I	4
1.1	[Introduction	4
1.2	Submission Overview	4
1.2.1	Platform Independent Models	4
1.2.2	Platform Specific Models	5
1.2.3	Submission Files.....	6
1.3	Design Rationale	6

1.3.1	Computer Independent Model (CIM).....	6
1.3.2	Attribute Profile Facility.....	6
1.3.3	Service Specification Patterns	6
1.3.4	Package Fine Structure	7
1.3.5	RMS Query Service.....	7
1.4	Proof of concept	8
1.5	Resolution of RFP Requirements and Requests	9
1.6	Responses to RFP Issues to be Discussed	13
2	PART II.....	16
2.1	Introduction to Records Management	16
2.2	Scope of the Specification	17
2.3	Conformance Criteria	18
2.4	Normative References	19
2.5	Terms and Definitions	20
2.6	Symbols and Typographical Conventions	23
2.7	References	23
2.8	Platform Independent Model	23
2.8.1	Package: Overview.....	24
	Participant: Overview::RMS Client	25
	Participant: Overview::RMS Provider	25
2.8.2	Package: RmsDomainModel.....	26
	Package: Annotation	27
	Package: Authenticity	34
	Package: CaseFile	37
	Package: Category	48
	Package: Document	54
	Package: Dispositions	59
	Package: ManagedRecord.....	87
	Package: Party.....	98
2.8.3	Package: AttributeProfile	112
	Class: AttributeProfile::AttributableClassType	114
	Enumeration: AttributeProfile::AttributableClassTypes	115
	Class: AttributeProfile::AttributableObject.....	115
	Class: AttributeProfile::AttributeValue	116
	Class: AttributeProfile::DataProfile	118
	Class: AttributeProfile::DataProfileAttrDefn.....	119
	Class: AttributeProfile::DocumentType.....	122
	Enumeration: AttributeProfile::RmsAttributeType.....	122
	Class: AttributeProfile::RmsProfiledItems	123
	Class: AttributeProfile::TimeDelta	123
	Class: AttributeProfile::Id	123
	Class: AttributeProfile::TimeStamp.....	123
2.8.4	Package: RmsServices.....	123
	Package: RmsSolution	125
	Package: RmsProcessServices	128
	Package: RmsCoreServices.....	128
	Package: RmsUtilityServices.....	231
2.9	Platform Specific Models	257
3	PART III.....	259
	APPENDIX A – MODEL PACKAGE DESCRIPTIONS.....	260
A.1	Package: RMS Submission	262

A.1.1	Package: RmsPim.....	262
A.1.1.1	Package: RmsDomainModel	262
A.1.1.2	Package: AttributeProfile.....	263
A.1.1.3	Package: RmsServices	263
A.1.2	Package: RmsPsm	266
A.1.2.1	Package: Annotations.....	266
A.1.2.2	Package: AttributeProfiles	266
A.1.2.3	Package: Authorities	266
A.1.2.4	Package: Categories.....	266
A.1.2.5	Package: Dispositions	267
A.1.2.6	Package: Documents.....	267
A.1.2.7	Package: ManagedRecords	267
A.1.2.8	Package: Parties	267
A.1.2.9	Package: Query	268
A.1.2.10	Package: RecordAuthentications	268
A.1.2.11	Package: XSD Model.....	268

APPENDIX B – USE CASE SCENARIOS.....269

Scenario 01 – Capture MS Word Document as a Record	270
Scenario 02 – Capture PDF Document as a Record	273
Scenario 10a – Establish Record Authenticity	275
Scenario 10b – Validate Record Authenticity	276
Scenario 11 – Link Associate Records	278
Scenario 12 – Change Record Provenance	280
Scenario 13 – Change Record Keeper	283
Scenario 14 - Change Modifiable Attribute	286
Scenario 15 - Change Authority Attribute	289
Scenario 18 – Validate Record Authenticity	291
Scenario 19 – Suspend (Freeze) Disposition	293
Scenario 20 – Re-Instate (Unfreeze) Disposition	297
Scenario 21 – Disassociate Linked Records	299
Scenario 26 – Cutoff Records	301
Scenario 27 – Find Disposition Candidates	303
Scenario 28 – Transfer Records	311
Scenario 29 – Accession to NARA	314
Scenario 30 – Destroy Records	317

1 Part I

1.1 *[Introduction*

This specification is submitted in response to the "MDA Models for Electronic Records Management Services Request for Proposal", OMG Document gov/2006-06-11 (<http://doc.omg.org/gov/2006-06-11>).

The following are the submitting organizations of this specification in response to the above RFP. The individual named is the contact point who is authorized by the organization to officially state the member's position relative to the submission, including matters related to copyright ownership, etc.

CA
CSC
Lockheed Martin
Visumpoint

Bill Manago
Victor Harrison
Melvin Greer
Robert Lario

Copyright Notice

Each of the submitting organizations listed above: (i) grants to the Object Management Group, Inc. (OMG) a nonexclusive, royalty-free, paid up, worldwide license to copy and distribute this document and to modify this document and distribute copies of the modified version, and (ii) grants to each member of the OMG a nonexclusive, royalty-free, paid up, worldwide license to make up to fifty (50) copies of this document for internal review purposes only and not for distribution, and (iii) has agreed that no person shall be deemed to have infringed the copyright in the included material of any such copyright holder by reason of having used any OMG specification that may be based hereon or having conformed any computer software to such specification."

The submitters thank the following supporting organizations and individuals who contributed to the development of this specification:

US National Archives
and Records Administration
US Department of Interior
US Department of Treasury
ARMA International
Everware-CBDI
TethersEnd Consulting

Robert Spangler &
Daryll Prescott
Edwin McCeney
Pamela Corsini
Susan McKinney
John C. Butler
Larry L. Johnson

1.2 *Submission Overview*

1.2.1 **Platform Independent Models**

Section 2.8, "Platform Independent Model" contains the normative Platform Independent Model of the RMS Specification. It consists of:

- 2.8.2, Package: RmsDomainModel"

This can also be interpreted as the Computation Independent Model (CIM). It is based on the domain concepts found in the CIM specified in the Requirements Document: "Functional Requirements, Attributes, and Unified Modeling Language Class Diagrams for Records, Management Services," 7-September-2006, produced by the 19 U.S. Interagency Project Team and the Records Management Service Components Program Office of the National Archives and Records Administration.
- 2.8.3, " Package: AttributeProfile"

This facility provides for flexible attribution of Records Management Objects consistent with extant standards.
- 2.8.4, "Package: RmsServices"

Provides the model of the services defined for Records Management, consisting of:

 - 2.8.4.1, "RmsSolution"

The RmsSolution package contains elements that represent clients of the RMS services. These are generally referred to as RMS Clients and RMS Applications.
 - 2.8.4.2 "RmsProcessServices"

This package is an architectural placeholder for process-related services. The current version of the specification is meant to be independent of business process that generate records. Future versions of the specification may include process services that manage records management functions.
 - 2.8.4.3 "RmsCoreServices"

This package contains the specifications of the specifications of the RM Services in the Core Business Layer of the RMS architecture.
 - 2.8.4.4 "RmsUtilityServices"

Includes utility packages. Specifically the definition of the AttributeProfile Service and the Parties Service.

The platform independent model is fully defined in the normative XMI file, RMS.xmi.xml

1.2.2 Platform Specific Models

Section 2.9, "Platform Specific Model" describes the machine-readable files constituting the Platform Specific Model of the RMS Specification.

Three platform specific models are defined (two XSD models and one WSDL model). Intermediary models for the XSD's and WSDL were automatically generated from the descriptions in the PIM through an MDA tool. From those models the machine-readable artifacts were generated. The intermediary PSM models are not considered to be normative, though are included in the Records Management Services XMI, that contains the normative Platform Independent Model. The machine-readable files are normative.

1.2.3 Submission Files

- gov/2009-03-03 – The RMS Specification (this document).
- gov/2009-03-04 – A zip file of the RMS machine readable artifacts.
- gov/2009-03-05 – A zip file of the RMS model in XMI format.
- gov/2009-03-06 – The errata describing the differences between the submission gov/2009-02-01 and this gov/2009-03-03

- gov/2009-03-07 – A change-barred copy of gov/2009-03-03 describing its differences from gov/2009-02-01
- gov/2009-03-08 – A zip file of the RMS model in native Sparx EA format. (This file is provided for convenience, and is not technically part of the submission.)

1.3 Design Rationale

1.3.1 Computer Independent Model (CIM)

The specification's Platform Independent Model (PIM) was developed by directly evolving the CIM (Business Domain Model) of Records Management Component Services requirements document produced by an Interagency Project Team of 19 US Federal Agencies (see reference [RMSC]) and essentially remains so. It is used as a PIM in conjunction with the AttributeProfile package.

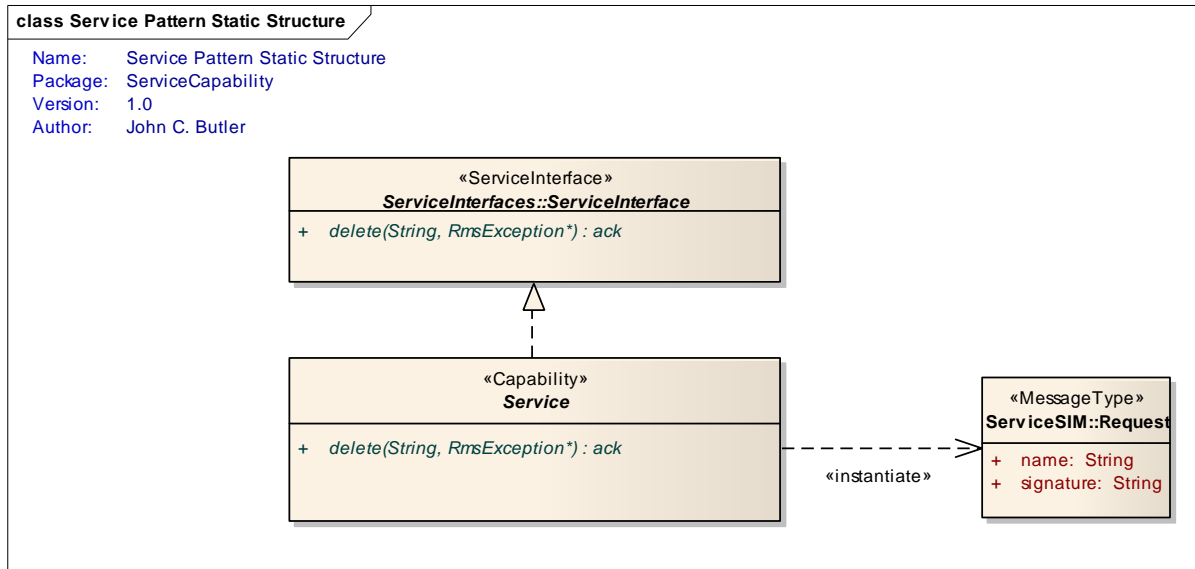
1.3.2 Attribute Profile Facility

The basic model has been intentionally kept minimal. Through the attribute profile facility further standard profiles can be defined to enable attribution for multiple communities. It enables subtypes of `AttributableObject` to be attributed according to a specific profile of attribute definitions.

1.3.3 Service Specification Patterns

The Service Pattern package on which the Records Management Services were built consisted of the documentation of a desired capability realized by a service interface. The capability instantiates a service information model that is derived from the Business Domain, Attribute Profile, and related models

Service Pattern Static Structure



1.3.4 Package Fine Structure

When the specifications get down to specific details of Records Management (in information models or service models), the definitions are focused around functional packages as follows:

- Annotation
- Authenticity
- CaseFile
- Category
- Document
- Dispositions
- ManagedRecord
- Party

1.3.5 RMS Query Service

In service-oriented architectures, services must efficiently process requests that are represented in XML. These services use a variety of data sources and supporting services to produce an appropriate response to a request. One implementation of SOA, Web services depends heavily on XML processing and data integration. XQuery is specifically designed to abridge the tasks of defining queries and filtering data across a service-oriented architecture using XML.

What SQL has been for the relational databases and client-servers, XQuery is for world of Web services and service-oriented architecture (SOA). It is a general purpose query language designed by the W3C to address the enormous amounts of information stored in XML within an enterprise and across the internet. It provides the ability to :

- Select information on a specified criteria

- Join data across multiple documents
- Perform arithmetic calculations
- Provide filters on returns data
- Search for information within a document

XQuery can be used to access highly structured data, semi-structured data as well as relatively unstructured data. The specification of XQuery is related to XPath. XPath is a XML based language that provides a means to describe a path or location within an XML documents to retrieve data. XPath navigates the specific contents of a document; XQuery provides the means to query across documents with the use of complex string manipulations, time comparisons, mathematical calculations and predicate logic. XQuery borrows many of the ideas from Structured Query Language (SQL). XQuery is often seen as the service frontend to relational database on the backend; many third party relational databases support XQuery.

XQuery follows the FLWOR structure for defining queries. Pronounced “flower” it is an acronym standing for “For”, “Let”, “Where”, “Order by” & “Return”:

- “for” defines a sequence of tuples
- “let” binds the sequence to variables
- “where” provides Boolean filters on the tuples
- “order by” sorts the tuples
- “return” is evaluated once on every tuple filtering what should be returned

Example:

```
doc("ManagedRecord.xml")//[ capturedate >= '2007-01-01' and capturedate <= '2008-12-31' ]
Will return all ManagedRecords and their elements that have a capturedate between
1/1/2007 and 12/31/2008.
doc("ManagedRecord.xml")//[ capturedate >= '2007-01-01' and capturedate <= '2008-12-
31' ]/assignment/category/[name = '4240 Contracting Officer Appointment']
Will return all ManagedRecords and their elements that have a capturedate between
1/1/2007 and 12/31/2008 with a category name = '4240 Contracting Officer Appointment'
```

Providing data access services within SOA that returns data as XML isolates the enterprise databases and integration layers. It protects the source of the data and ensures that changes to underlying information are shared throughout the enterprise. Data services can be defined at the logical level and implemented with XQuery. Using XQuery for data services simplifies programs, improves productivity and performance.

1.4 Proof of concept

Records Management Applications and Environments are well established. There are many commercial products that provide the functionality required by the services specified in this document. This specification provides a specification that enables a uniform and consistent way to invoke services in Records Management Applications and Environments.

1.5 Resolution of RFP Requirements and Requests

The following enumerates the requirements indicating their original paragraph number from the RFP in brackets. The requirements are in **bold Times-Roman type**. Following each requirement is a response of how the requirement is satisfied by this specification. The response is in Arial type.

[5.1.13] In order to demonstrate that the specification proposed in response to this RFP can be made secure in environments requiring security, answers to the following questions shall be provided:

- **What, if any, are the security sensitive elements that are introduced by the proposal?**

No specific security sensitive elements are introduced.

- **Which accesses to security-sensitive elements must be subject to security policy control?**

No specific security sensitive elements are introduced.

- **Does the proposed service or facility need to be security aware?**

Only to the point that if a "ManagedRecord" is to be considered "classified" it is marked as such using an "Annotation".

- **What default policies (e.g., for authentication, audit, authorization, message protection etc.) should be applied to the security sensitive elements introduced by the proposal? Of what security considerations must the implementers of your proposal be aware?**

Implementations are expected to allow or disallow service execution based on the authenticated identity of the service requestor. No particular authentication algorithm or approach is specified, and is left to the implementer.

[5.1.14] Proposals shall specify the degree of internationalization support that they provide. The degrees of support are as follows:

- Uncategorized: Internationalization has not been considered.**
- Specific to <region name>: The proposal supports the customs of the specified region only, and is not guaranteed to support the customs of any other region. Any fault or error caused by requesting the services outside of a context in which the customs of the specified region are being consistently followed is the responsibility of the requester.**
- Specific to <multiple region names>: The proposal supports the customs of the specified regions only, and is not guaranteed to support the customs of any other regions. Any fault or error caused by requesting the services outside of a context in which the**

customs of at least one of the specified regions are being consistently followed is the responsibility of the requester.

- d. **Explicitly not specific to <region(s) name>: The proposal does not support the customs of the specified region(s). Any fault or error caused by requesting the services in a context in which the customs of the specified region(s) are being followed is the responsibility of the requester.**

The Records Management Services Specification is Uncategorized:
Internationalization has not been considered.

[6.5.1] Platform-Independent Model (PIM)

[6.5.1.1] Proposals shall provide a PIM covering the following records management services.

- e. **Record capture service**
- f. **Provenance service**
- g. **Category service**
- h. **Authenticity service**
- i. **Case file service**
- j. **Disposition service**
- k. **Reference service**

Also see the glossary in Appendix A.2 for further definition of related terms and Section 6.2 for areas specifically excluded from the scope of these services.

The PIM provided in this specification was evolved from the CIM specified in the Requirements Document: "Functional Requirements, Attributes, and Unified Modeling Language Class Diagrams for Records, Management Services," 7-September-2006, produced by the 19 U.S. Interagency Project Team and the Records Management Service Components Program Office of the National Archives and Records Administration, This document specifies these services and therefore this specification addresses all of them.

(See <http://doc.omg.org/gov/2006-09-13>)

[6.5.1.2] The specification of the services listed in 6.5.1.1 shall encompass at least the functionality given in [RMS], [RMS-CMS], and [RMS-RA]. Proposals shall provide justification for any substantial deviation.

The PIM provided in this specification was evolved from the CIM specified in the NARA Requirements Document: "Functional Requirements, Attributes, and Unified Modeling Language Class Diagrams for Records, Management Services," 7-September-2006, produced by a 19 U.S. Interagency Project Team and the Records

Management Service Components Program Office of the National Archives and Records Administration. This document is a merger of the three cited documents and supersedes them.

(See <http://doc.omg.org/gov/2006-09-13>)

[6.5.1.3] Other than the exceptions listed below, the specification of the services listed in 6.5.1.1 shall ensure that all attributive information on a record, once set, is never changed, but remains part of the permanent history of management of the record. (Even if the information is later determined to be incorrect or erroneously set, the fact that it was attributed to the record at a certain point in time remains with the record for its life.) The following services contain exceptions to this requirement.

- a. **Case file service – Case file part associate use case**
- b. **Record capture service – Record annotation attribute de-populate use case**

(See [RMS-CMS] and [RMS-RA] for details.)

The services are specified in compliance with this requirement. There are no delete services other than those to support the above listed exceptions. However, deletion is allowed once a ManagedRecord has undergone its final disposition of "transfer" or "destroy".

[6.5.1.4] The proposed PIM shall including the following.

- c. **Structural models for all proposed service interfaces**
- d. **Domain models for all data interchanged via the proposed service interfaces**
- e. **Behavioral models to specify the required functionality of all services**

The structural (class diagrams) are provided.

Domain and service models are provided. The data interchange is documented in stereotyped interface objects which are transformed to WSDL in the PSM. The domain model was used to generate data exchange XSD's (There are therefore two representations of the data interchange).

Behavioral models were not provided beyond the description of the interfaces.

[6.5.1.5] Proposals shall express all parts of the PIM in OMG standardized modeling languages, using the latest versions available at the time of the submission of the proposal.

The models were constructed in UML 2.1 representation using Sparx System's Enterprise Architect (Version 7.1).

[6.5.2] Computation-Independent Model (CIM)

[6.5.2.1] Proposals shall provide a CIM describing how the records management services specified in the PIM support various records management domain activities and the relationships and dependencies among those activities. Such activities include the following.

- f. The initial setting aside of a record as required by law and regulation**
- g. The retrieval and presentation of a record as necessary**
- h. The management of record information over time**
- i. The final disposition of a record**

Section 2.8.2 "Package: RmsDomainModel" effectively provides the CIM. The PIM information model is the union of this section with Section 2.8.3 "Package: AttributeProfile".

[6.5.2.2] The proposed CIM shall include a description of how the records management services specified in the PIM may be used in conjunction with any necessary additional capabilities in order to provide a complete solution for records management domain activities. Section 6.2 lists a number of such additional capabilities that are specifically excluded from the scope of the records management services to be specified in the PIM, since they should typically be provided by the operating environment of any service implementation or are dependent on decisions of the business owner of the records being managed.

In Appendix B "Use Case Scenarios" a number of scenarios provide descriptions of how the Records Management Services might be used with other applications such as document authoring or email applications.

[6.5.2.3] Proposals shall express all parts of the CIM in OMG standardized modeling languages, using the latest versions available at the time of the submission of the proposal.

The models are constructed using the UML 2.1 representation

[6.5.3] Platform-Specific Model (PSM)

[6.5.3.1] Proposals shall provide one or more Platform Specific Models (PSM) for records management services, one of which shall be based on a Web Services/XML platform. (Note that this PSM is intended to define service-oriented interfaces for records management, not a storage model for managed records.)

Three machine readable PSM's have been provided.

The three PSM artifacts are:

1. RMS WSDL XSD (for web service messaging) – This is actually provided as 10 WSDL files; one for each Records Management Service.
2. RMS XSD (for use in import/export and query)
3. Attribute Profile XSD (for defining and exchanging attribute profile definitions.)

[6.5.3.2] Proposals shall express each PSM either in an OMG standardized modeling language or in the standard format for the platform selected for the PSM, if such a standard exists (e.g., using the standard XML formats for WSDL and schemas).

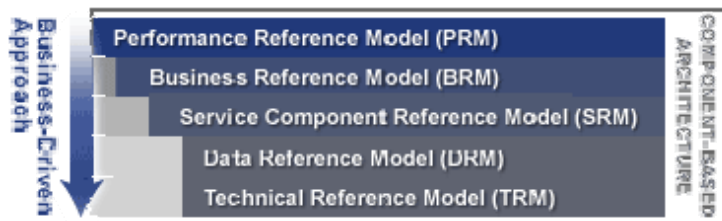
The models were constructed in UML 2.1 representation using Sparx System's Enterprise Architect (Version 7.1). The tool's MDA transformation facilities were used to generate WSDL and other XSD's from stereotype interface classes.

1.6 Responses to RFP Issues to be Discussed

[6.7.1] Proposals shall discuss the relationship of the proposed CIM, PIM and PSM to the US Federal Enterprise Architecture [FEA].

The FEA is managed by the President's Office of Management and Budget. Associated with it is the Federal Transition Framework (FTF) and core.gov, a site of registry of accepted component standards for use in the US Federal Government.

The FEA is being constructed through a collection of interrelated "reference models" designed to facilitate cross-agency analysis and the identification of duplicative investments, gaps, and opportunities for collaboration within and across Federal Agencies.



Associated with the FEA is the Federal Transition Framework (FTF) The FTF is a single information source for cross-agency information technology (IT) initiatives using a simple, familiar and organized structure. It contains government-wide IT policy objectives and cross-agency initiatives including:

OMB-sponsored initiatives, e.g., E-Gov and Lines of Business (LoB) initiatives

Government-wide initiatives, e.g., Internet Protocol Version 6 (IPV6), Homeland Security Presidential Directive 12 (HSPD 12)

The submitters of this specification and their supporters have established a Records Management Services Community of Practice registered with the Emerging Technology Subcommittee (et.gov) of the US Architecture and Infrastructure Committee (AIC) of the Chief Information Officers Council (CIOC).

CORE.GOV provides a Component Organization and Registration Environment supporting reuse of approved components. Over time, it will become a networked community of component developers and re-users and will offer numerous components of various types and complexities, including business components, e-forms and technical components.

CORE.GOV grew out of the Federal Enterprise Architecture (FEA) Project Management Office, the goal of which is to support cross-agency collaboration, transformation and government-wide improvement. CORE.GOV offers an environment where component developers and re-users collaborate seamlessly and easily.

et.gov is the pathway to the creation of registered CORE.GOV components. et.gov has developed 8 stages of maturation of a component to be registered in CORE.GOV (see <http://et.gov/>)

1. Identification: Information regarding proposed components is registered, indexed, and made available for browsing and searching. Anyone may identify an ET component using the two-step process indicated in the menu to the left, and we encourage you to consider doing so.
2. Subscription: Government employees and others subscribe to components of interest to them, thereby forming CoPs around those components.
3. Stewardship: The ET Subcommittee accepts stewardship of components for which sufficient interest exists, as evidenced by the CoPs forming around them.
4. Graduation: The technical viability and utility of ET components are demonstrated, whereupon they become candidates for use by agencies and multi-agency CoPs (e.g. eGov projects & Lines of Business) and perhaps for inclusion in CORE.gov for Government-wide access.

5. Budgeting: Funding for government-wide components may be requested in the President's budget or individual agencies may allocate existing funding to them.

6. Acquisition: Components are acquired for use in government applications.

7. Maintenance: Components are maintained throughout their life cycles.

8. Retirement/Replacement: Components are retired/replaced as needed.

The RMS CoP is currently registered as a Stage 3 component.

The CoP will use the OMG specification as a basis for creating Service Reference Model (SRM), Technical Reference Model (TRM), and Data Reference Model (DRM) entries to the FEA to be registered in CORE.GOV.

The OMG and government communities are working together in this advancement of Records Management Services to FEA inclusion.

[6.7.2] Proposals shall discuss the relationship of the proposed CIM to existing government records management guidance.

The PIM provided in this specification was evolved from the CIM specified in the NARA Requirements Document: "Functional Requirements, Attributes, and Unified Modeling Language Class Diagrams for Records, Management Services," 7-September-2006" – <http://doc.omg.org/gov/2006-09-13>.

This requirements document was produced by a 19 U.S. Interagency Project Team and the Records Management Service Components Program Office of the National Archives and Records Administration

This document represents the latest and broadest consensus on Records Management guidance in the US Government today.

[6.7.3] Proposals shall discuss the relationship of the proposed PIM and PSM to existing commonly used records management environments, services, applications, and technologies.

The specification proposes web service interfaces to the common functions of records management in use today. The specification is being developed by CA and CSC, two vendors in Records Management Application market and by Lockheed Martin which is managing the Electronic Records Archive (ERA) program.

2 Part II

2.1 Introduction to Records Management

The specification describes a set of services that support the basic activities to be applied to a record over its life-cycle from “set aside” to its disposition where disposition is either its destruction or transfer to another legitimate authority. It makes no attempt to define what should or should not be a record. Record determination is based on the rules of the business creating the records. The services are used to establish evidence of the management of records as well as the record itself.

The activity of “set aside” is a term used to describe simply the action of an individual who deems something to be a record. By this decision, the individual confers onto the record requirements for its maintenance and management, and the capture of evidence that these requirements are met. Evidence includes information such as the individual who made this decision, initiation of a way to ensure its authenticity, and its provenance - the organization and the business reasoning for why it is a record. Authentication is the term used to ensure that the record has not been changed in any way and has not been tampered or altered at any point in its life-cycle.

The decision to keep something as a record is typically driven by the business rules associated with the business activity that created it. Further, the record is not generally managed in isolation from other records. The record is usually kept with other records like it, that is, you keep records of travel with other records of travel. This “keeping together” establishes the concept of categorization; a travel record is kept with other travel records in the Travel Records Category. Categories are usually segregated into chronological sets such as a calendar or fiscal year. A business sets this interval at whatever is best for them, usually based on a decision of cost and ease of use; there are exceptions. An external authority such as a court or regulatory agency can direct the chronological interval to manage records and the period of time to hold them before they can be destroyed or transferred. Keeping records in sets allows easy retrieval of a record. You can find a record created in 2006 easier in the set of only the 2006 records rather than finding it in a set that covers ten years.

During a records life-cycle, many things can happen and these activities are captured as evidence of the management of the record. A recordkeeper can change, the method of ensuring authenticity can be updated to a more secure method. The record category can change or the disposition can be changed. Disposition of a record can be suspended by a legitimate authority, that is, a record identified for destruction cannot be destroyed because an order has been received suspending the destruction pending the outcome of some other event, e.g. a court case, a hearing on an issue, administrative hold pending a review of the disposition itself.

The disposition of a record is the final outcome in a records life-cycle. There are only two possible outcomes for a record; destruction or transfer. Transfer is sending them to an

archive or donating them to a library. In either event, the transfer is the passing of legal custody of the record to another entity.

2.2 Scope of the Specification

This specification provides models for software services to support management activities for electronic records. Following the OMG MDA framework, models are provided that describe the platform independent model (PIM) which defines the business domain of Records Management and the RM services to be provided. Three technology-specific implementations are specified:

1. PSM-1 – Web Services definition for Records Management Services in Web Service Description Language (WSDL). This is actually supplied as ten WSDL files; one for each Records Management Service.
2. PSM-2 – A Records Management Service XSD. The XSD is for use in creating XML files for import/export of Managed Records from compliant environments and to use as a basis for forming XQuery/XPath statements for the query service.
3. PSM-3 – An Attribute Profile XSD. The XSD is for capturing and communicating attribute profiles to permit flexible attribution of certain types of Records Management Objects.

The scope of the services to be modeled extends from record receipt, identification and capture to record disposition. It is the business owner who decides when and what to set aside as a record. Once that decision is made, the required services can be applied to the record, assuring its proper management and disposition. The record as set aside by the business owner remains unchanged even as the record's management attributes are populated and updated during its life-cycle. The sum of a record and its records management attributes (current and historical) is a managed record.

Human factors, knowledge, and business rules are brought to bear on the activities of deciding what makes up a record, how it should be categorized or aggregated, how long it should be retained and its ultimate disposition. These activities and the decisions behind them for the most part require human intervention and therefore cannot be directly supported by software services. Once decided, however, many of the activities may be implemented or carried out by software services. Hence, a records management service cannot create a disposition schedule; it can implement disposition based on criteria the business owner provides that is executable within a computing environment.

Given these considerations, the following items are specifically excluded from the scope of the services in compliance with the RFP.

- Storage methods and media
- Storage location (where location is mentioned in the specification, it is a logical concept and has nothing to do with a physical location or server).
- Requirements for privacy and information security
- Security classification and declassification

- Disposition schedule creation and maintenance (including Category, and Category Schema creation and maintenance)
- Pre-established Annotation creation and maintenance.
- Creation or Maintenance of entities in the Party model (i.e., these are presumed to pre-exist for use by the services.)

In records management practice, there are relationships and dependencies among the business activities to be supported by the required services. Those relationships and dependencies are not to be made explicit in the logical specification of the services (i.e., the PIM). Instead, each service is specified independently, allowing each to be implemented by itself or in conjunction with other services to address requirements across the record life cycle. However, it is important that all such business relationships and dependencies are captured in an overall model of the context of use of the services (i.e., the CIM), in order to make it clear how the proposed services may be composed in order to meet the business needs of records management.

Further, there are a number of general services that are necessary to the implementation of records management, but are normally provided as part of the operating environment, not specifically as part of the records management implementation. Such supporting services include

- Search and retrieval
- Transfer and destruction
- Identification and authentication
- Authorization and access control
- Audit logging of user actions
- Systems management
- Maintenance, backup, recovery (both system and disaster)

Such services are also excluded from this specification of services as requested by the RFP. However, the submission team felt it was imperative to include query services in order to make the RMS commercially viable, so a query service was included.

2.3 Conformance Criteria

Conformant software shall:

1. Support Records Management functions as specified in Sections 2.8 forward in a Web Services client/server environment using the provided Web Service Definition Language files. (The appendices are to be considered informative).
2. Be able to produce and consume XML documents based on the RMS XSD for the purpose of exchanging ManagedRecord information.
3. Be able to form and respond to XQuery statements through the query service using the RMS XSD to form the query.

4. Be able to form and consume XML documents based on the RMS Attribute Profile XSD for the purpose of exchanging information on Data Profiles, and of instances of data described in those profiles.

2.4 Normative References

<http://www.w3.org/TR/xmlschema-1/> - XML Schema Part 1: Structures Second Edition, W3C Recommendation, 28 October 2004

<http://www.w3.org/TR/xmlschema-2/> - XML Schema Part 2: Datatypes Second Edition W3C Recommendation, 28 October 2004

<http://www.w3.org/TR/wsdl> - Web Services Description Language (WSDL) 1.1, W3C Note, 15 March 2001

2.5 Terms and Definitions

Term	Definition
<u>Archival Bond</u>	[RMSC] The interrelationships between a record and other records resulting from the same business act, transaction, or process, to one or more previous and subsequent records resulting from the same type business act, transaction, or process within a specific time period. Usually accomplished by associating the records to each other through a record category.
<u>Authenticated Record</u>	[RMSC] A record with a populated authenticity indicator attribute that provides the benchmark for subsequent validation of authenticity during the entire record life cycle.
<u>Benchmark</u>	[RMSC] A standard by which something can be judged or measured.
<u>Captured Case File Record</u>	[RMSC] A uniquely identified record carrying the date it was initially controlled as a record within an electronic environment.
<u>Captured Record</u>	[RMSC] A uniquely identified declared record carrying the date it was initially controlled as a record within an electronic environment along with the record creator unique identifier. A captured record is to be considered synonymous with other names used within an electronic environment such as object, electronic object, coherent information, and file, etc.
<u>Captured Records</u>	[RMSC] Plural form of captured record. A uniquely identified declared record carrying the date it was initially controlled as a record within an electronic environment along with the record creator unique identifier. Captured record is to be considered synonymous with other names used within an electronic environment such as object, electronic object, coherent information, and file, etc.
<u>Case File</u>	[RMSC] A collection of documents (a file) relating to a specific action, transaction, event, person, place, project, investigation or other subject. ¹
<u>Case File Part</u>	[RMSC] An individual item (e.g., document, file, record) that with others makes up the case file.
<u>Categorization</u>	[RMSC] Any scheme developed or used by an agency to organize records. This may include a diagrammatic representation or outline of

¹ Society of American Archivists, A Glossary of Archival and Records Terminology, s.v., “case file” – “Syn: subject file; transactional file DF: dossier. Case files are sometimes referred to as a project file or, in Canada, a transactional file. Also called dossiers, although that term has a more general sense of file. They are often found in the context of social services agencies (public and private), and Congressional papers.”

Term	Definition
<u>Schema</u>	the descriptive classification assigned to records or records disposition codes.
<u>Declared Case File Record</u>	[RMSC] An electronic document or object that is considered by the business owner to evidence one or more organization, function, policy, decision, procedure, transaction, or activity completely enough to be maintained and managed as a record, either for the conduct of current business or for future reference. ²
<u>Declared Record</u>	[RMSC] An electronic document or object that is considered by the business owner to evidence one or more organization, function, policy, decision, procedure, transaction, or activity completely enough to be maintained and managed as a record, either for the conduct of current business or for future reference.
<u>Disposition Authority</u>	[RMSC] The legally binding instrument that authorizes the disposition of records, regardless of business environment e.g. for Federal records usually the SF 115 approved by the Archivist, for Presidential records the Presidential Record Act, for the financial records of publicly-held companies the Sarbanes-Oxley Act, etc.
<u>Disposition Instruction</u>	[RMSC] Mandatory and specific directions, derived from a disposition authority, that guide the retention and disposal of a record, including retention periods, dates for action, etc.
<u>Document</u>	[JRMS Issue 8] Any bit string. When "set-aside" the "Document" becomes a "ManagedRecord", or part of a ManagedRecord.
<u>Identifier</u>	[RMSC] The name, position, application or system designation (or concatenation of that data and other data about the actor and/or the environment) differentiating one actor from another.
<u>Identified Record</u>	[RMSC] A record that has a populated attribute differentiating it from all other records within the electronic environment.
<u>Managed Record</u>	[RMSC] A record as set aside by a business owner that has been subject to records management activities.
<u>Provenance</u>	[RMSC] Ties the record to the circumstances of its creation at the time of its creation and maintains this information throughout the record's active use for business purposes. Provenance establishes the person or system and the agency in which the record was created or received, the record keeper responsible for the record custody, the date upon which

² Meant to be synonymous with Declare Record in Capture Record Service.

Term

Definition

that record keeper assumed that responsibility, and the identity and chronology of subsequent custodians(s), if applicable.

[SAA] n. (provenancial, adj.); 1. The origin or source of something. – 2. Information regarding the origins, custody, and ownership of an item or collection.

Notes:

Provenance is a fundamental principle of archives, referring to the individual, family, or organization that created or received the items in a collection. The principle of provenance or the respect des fonds dictates that records of different origins (provenance) be kept separate to preserve their context.

Provenancial Record

[RMSC] A record for which information about its time and place of its creation has been collected and preserved. This information supports the reliability of the record as evidence of its creator and the activity from which it results.

Record Category

[RMSC] A descriptive term that identifies the relationships between a record and other records resulting from the same business activity; one way of implementing archival bond.

Record Creator

[RMSC] An individual, application, or system procedure in an electronic environment specifically designed in accordance with the business rules to carry out the legal authorities of the organization to which the individual, application, or system procedure belongs.

[JRMS Issue 9] It's important not to confuse the creator of the document as an electronic artifact, and the creation of a "record"

The person (or actor) who identifies it as a record and sets it aside is the RecordCreator... the attribute identifying the document creator may be "unknown"

Record Keeper

[RMSC] The administrative entity, unit, office, or person responsible for the custody and ongoing management of the records during their active business use.

Revocation Order

[RMSC] A legally binding, or a legitimate order or notice to release a suspend disposition authority.

Scheduled Record

[RMSC] A record with a disposition instruction (transfer, retention, or destruction) from an established disposition authority.

Suspend Disposition

[RMSC] A legally binding order, notice, or freeze on the execution of the established disposition instruction of an established disposition

Term	Definition
<u>Authority</u>	authority.
<u>Suspended Record</u>	[RMSC] A scheduled record which is subject to at least one suspend disposition authority.
<u>System Date</u>	[RMSC] The calendar date made available within the electronic environment, usually provided as a service by the operating system for use by programs, applications and other executable operations.
<u>Transfer</u>	[JRMS] In a Record Transfer, the legal custody of Record moves from the current organization of provenance to another Authority.
<u>Move</u>	[JRMS] A move is not a record transfer (see Transfer). It is the change of physical control to another location without transfer of legal custody. All the metadata stays with RME of the legal custodian

2.6 Symbols and Typographical Conventions

Model class color conventions:

- ManagedRecord is the central concept of the Records Management Service specification. It is shown as a "Yellow" Class in class diagrams.
- In each package's diagrams, those classes that are defined in that package appear as "Salmon" in color. Those classes that are defined in other packages appear "Grey" in color.

2.7 References

[JRMS] Working Definitions of the JRMS Team used in the Glossary.

[SAA] Society of American Archivists Glossary of Archival and Records Terminology <http://archivist.org/glossary> used in the Glossary

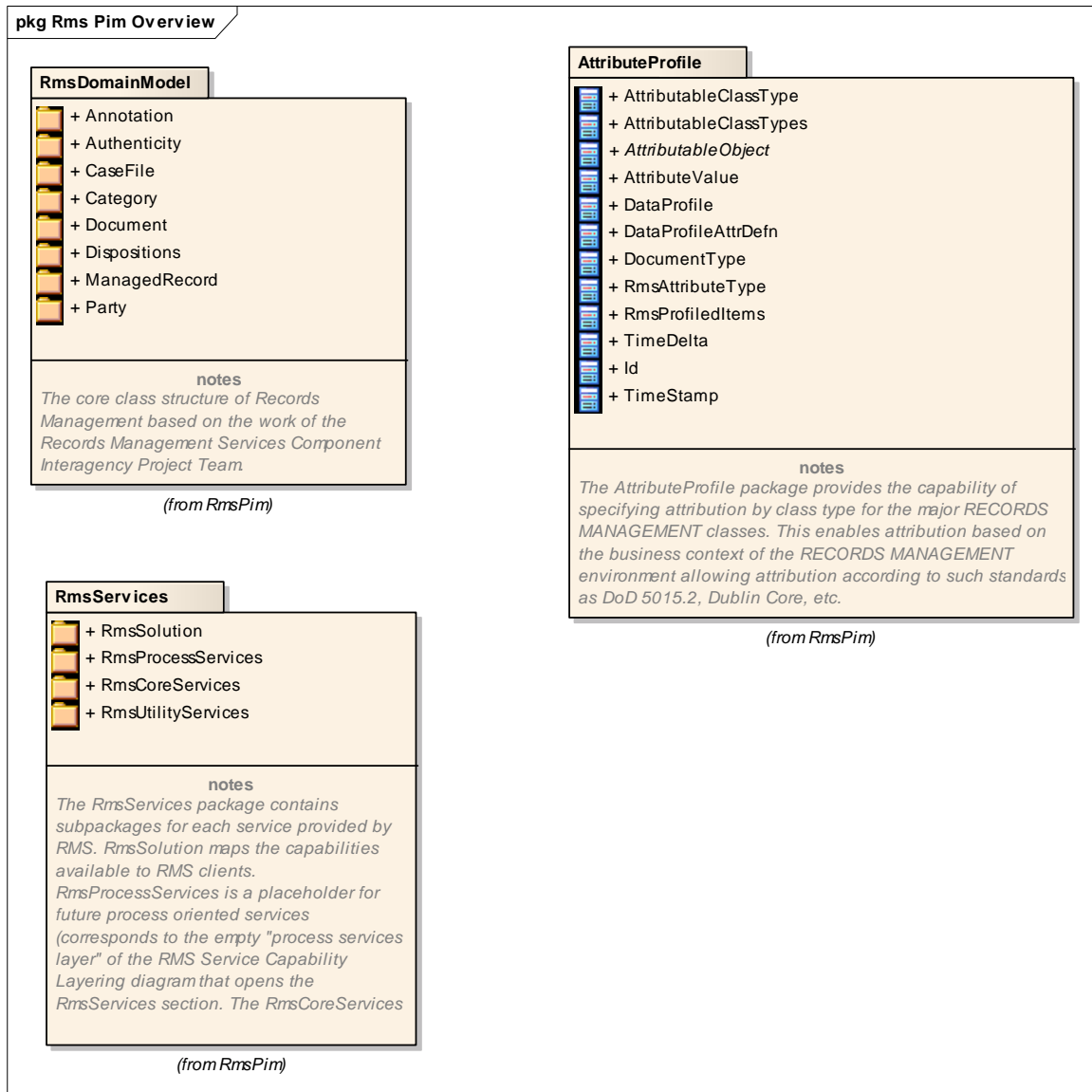
[RMSC] "Functional Requirements, Attributes, and Unified Modeling Language Class Diagrams for Records, Management Services," 7-September-2006, produced by the 19 U.S. Interagency Project Team and the Records Management Service Components Program Office of the National Archives and Records Administration. (<http://doc.omg.org/gov/2006-09-13>)

2.8 Platform Independent Model

The RmsPim package contains the general Platform Independent Model of the RMS Specification. This model is used to capture a structural and behavioral specification in a manner that can be implemented in a variety of technologies.

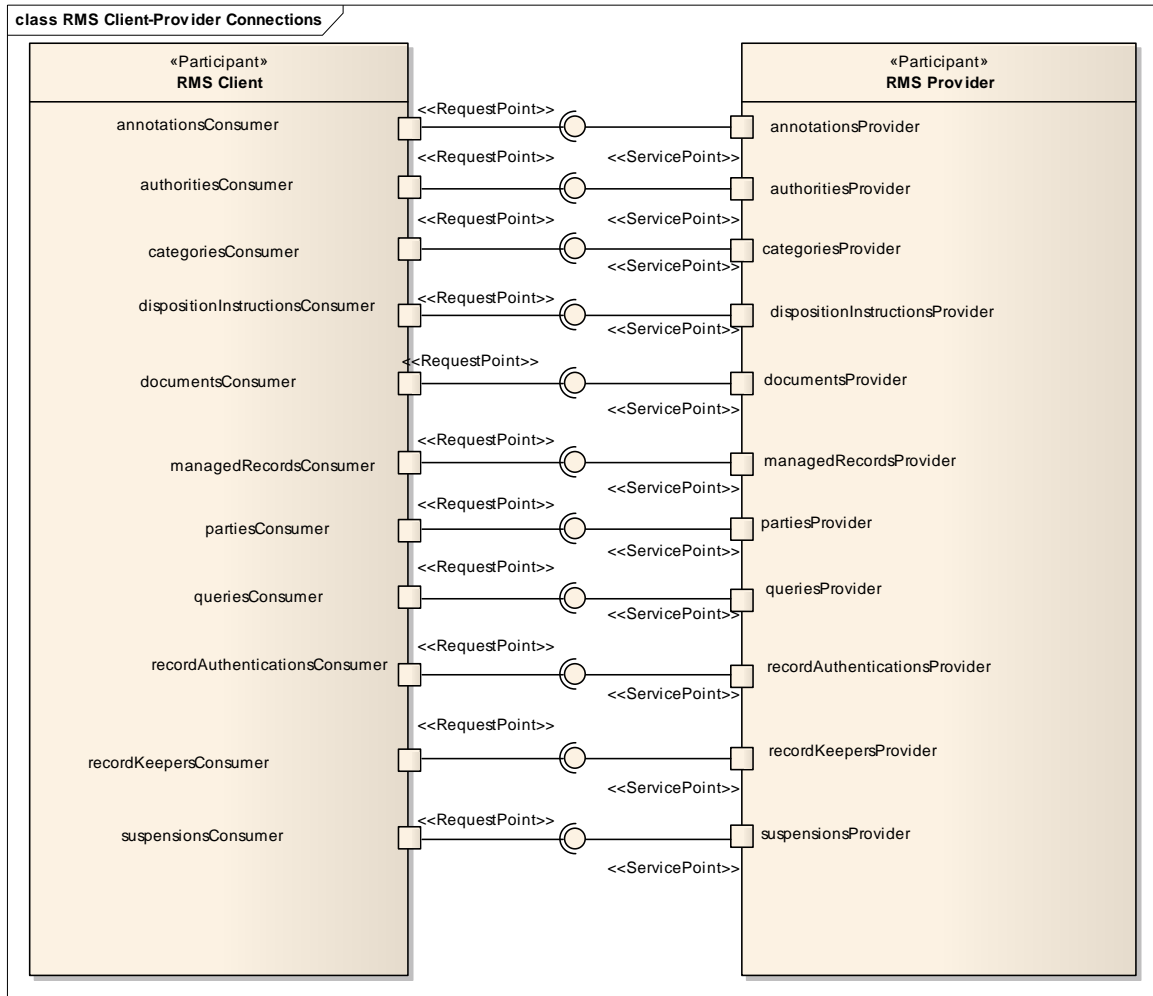
2.8.1 Package: Overview

Rms Pim Overview



The Records Management Services submission's Platform Independent Model has three major sections; RmsDomainModel, AttributeProfile and RmsServices.

RMS Client-Provider Connections



Participant: Overview::RMS Client

The RMS Client represents any hardware/software system that uses the service from an RMS Provider.

Attributes

Connections

Participant: Overview::RMS Provider

An RMS Provider is any hardware/software system that supports the records management services as specified in this model.

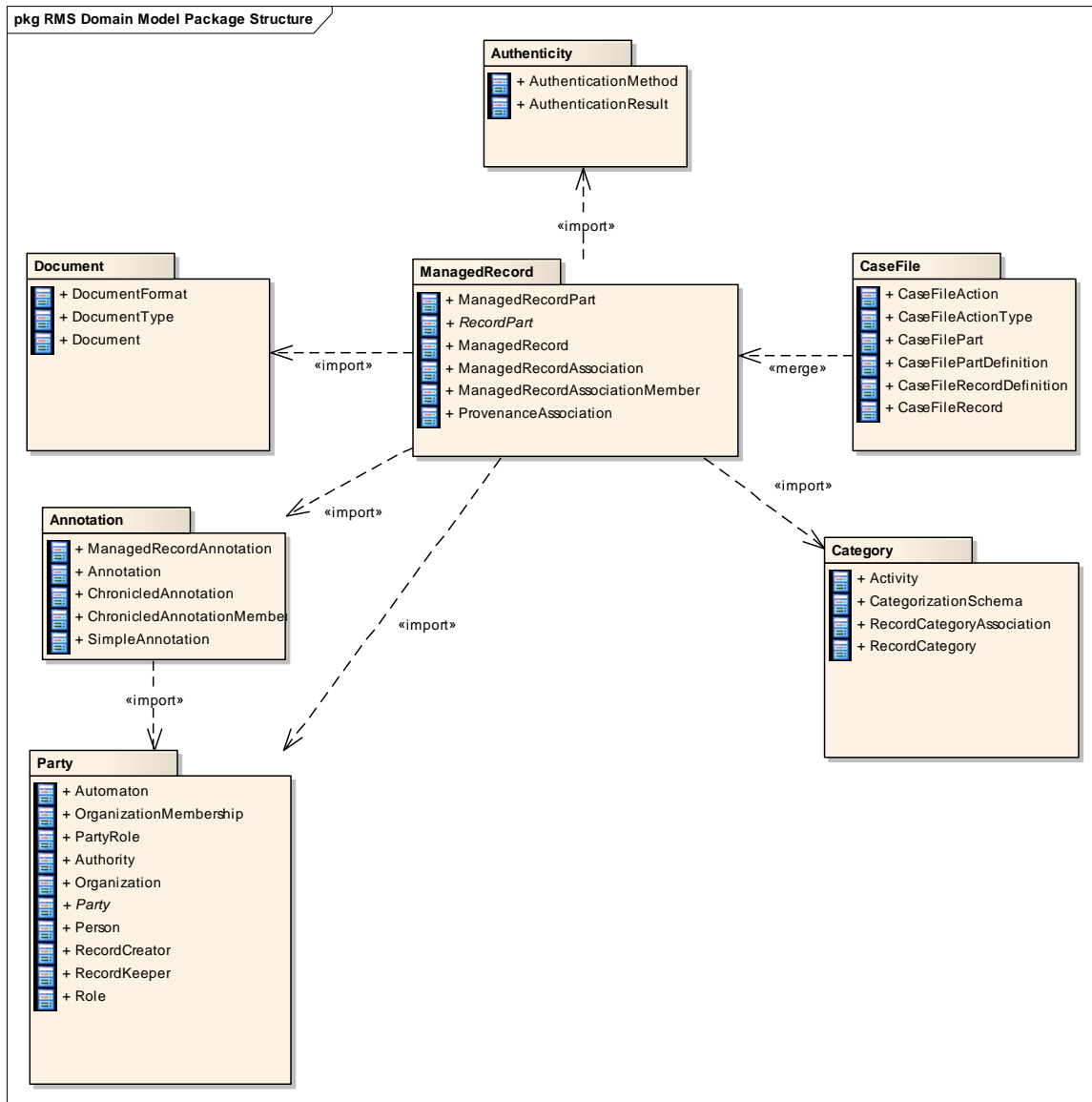
Attributes

Connections

2.8.2 Package: RmsDomainModel

The core class structure of Records Management based on the work of the Records Management Services Component Interagency Project Team.

RMS Domain Model Package Structure

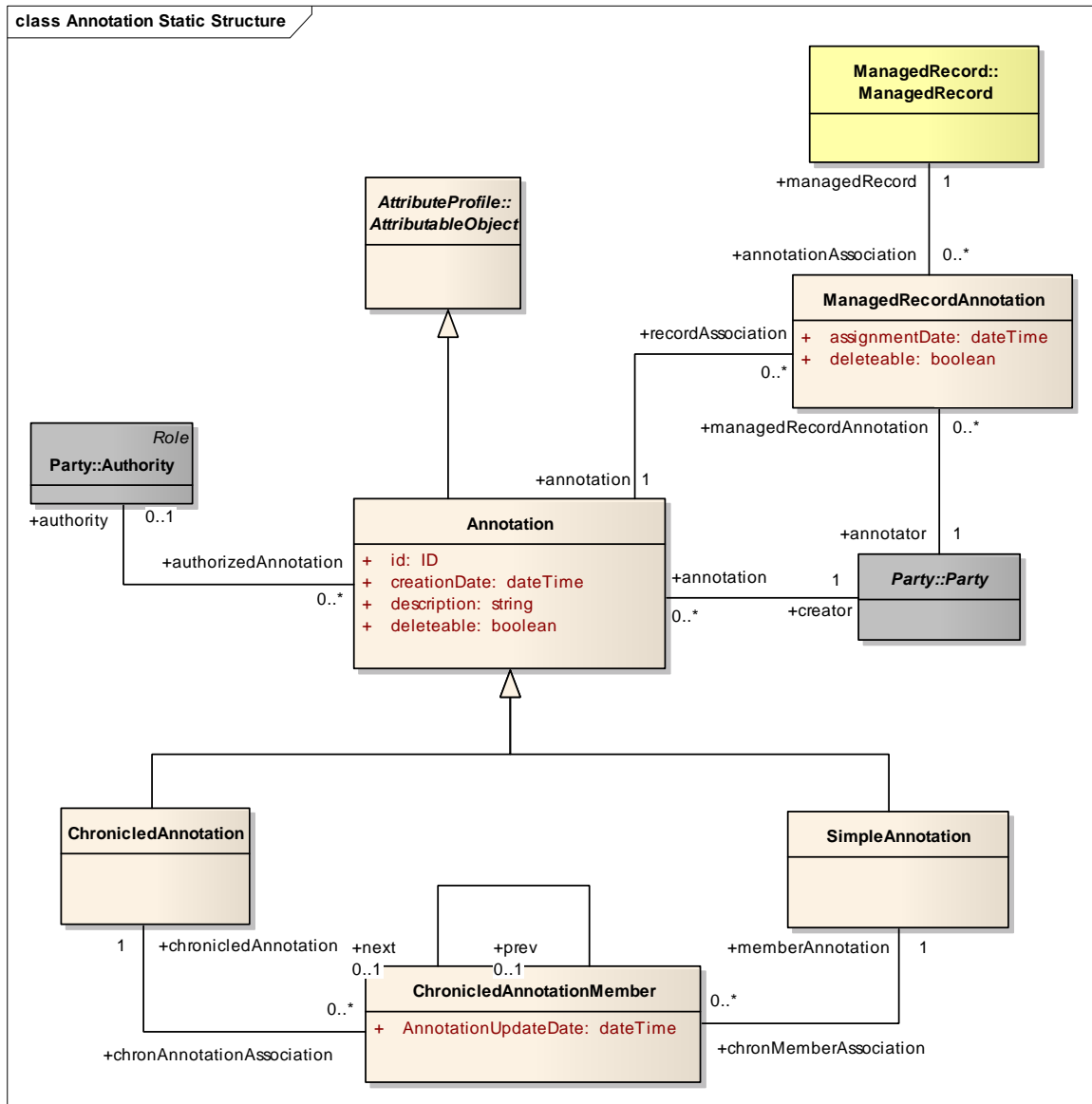


Documents the dependencies among the Domain Model packages.

Package: Annotation

The Annotation package collects the elements needed to support the records management concept of annotated records.

Annotation Static Structure



Annotations are applied to ManagedRecords for any purpose that suits the business needs of an organization.

Annotations can exist independently of ManagedRecords providing a "catalog" of Annotations which can be attached to a ManagedRecord through ManagedRecordAnnotation. The Party making the ManagedRecordAnnotation is mandatory.

Organizations that mark official security designations do so through Annotations. However, the model does not address restrictions and access management requirements for the handling of classified records. A security designation is an example of an Annotation which would be pre-defined for use, and would have an Authority designated as its definer.

When an annotation is pre-defined, it has its "deleteable" flag set and an Authority defined.

Annotations can be informal notes attached for any reason to the ManagedRecord. The annotator may choose to make the annotation "deleteable" or not.

When marked as "deleteable", the Annotation cannot be deleted from the Records Management Environment.

ChronicledAnnotation's may be updated (but its history must be kept). This is done by adding a "new" SimpleAnnotation through a ChronicledAnnotationMember. For example a "Security Classification" could be a ChronicledAnnotation, and its members would reflect the security levels of the ManagedRecord over its life.

An Annotation may be required to be permanent, in which case the "deleteable" flag is "False" on the ManagedRecordAnnotation.

Class: Annotation::ManagedRecordAnnotation

An association class that links a ManagedRecord with its Annotations and points to the Party which annotated the ManagedRecord. Annotations can be "pre-defined" and not yet attached to any ManagedRecord. There is no requirement for a ManagedRecord to have an Annotation. Annotations may have an Authority associated with them.

Attributes

Attribute: ManagedRecordAnnotation.assignmentDate

Type: dateTime

Description: The date/time that the Annotation was assigned to the ManagedRecord

Attribute: ManagedRecordAnnotation.deleteable

Type: boolean

Description: When set the flag connotes that the association can be deleted.

Connections

Association

Links a ManagedRecord to its Annotations through ManagedRecordAnnotation.

From Class: ManagedRecord::ManagedRecord
 In the Role of: managedRecord
 Multiplicity: 1
 Description: The annotated ManagedRecord

To Class: Annotation::ManagedRecordAnnotation
 In the Role of: annotationAssociation
 Multiplicity: 0..*
 Description: The associations of the ManagedRecord to its associations with Annotations.

Association

Documents the Party that annotated the ManagedRecord

From Class: Annotation::ManagedRecordAnnotation
 In the Role of: managedRecordAnnotation
 Multiplicity: 0..*
 Description: The association of an Annotation with its ManagedRecord as created by the Party

To Class: Party::Party
 In the Role of: annotator
 Multiplicity: 1
 Description: The Party which created the association between the ManagedRecord and its Annotation.

Association

Links an Annotation to the ManagedRecords it annotates through ManagedRecordAnnotation

From Class: Annotation::Annotation
 In the Role of: annotation
 Multiplicity: 1
 Description: The Annotation to the ManagedRecord

To Class: Annotation::ManagedRecordAnnotation
 In the Role of: recordAssociation
 Multiplicity: 0..*
 Description: The association of the Annotation with its ManagedRecords

Class: Annotation::Annotation

Annotation carries its meaning in its "description" attribute.

Deleteable Annotations have their "deleteable" flag set. SimpleAnnotation which take part in a ChronicledAnnotation must not be deleteable, though the ChronicledAssociation may be, in which case deletion requires the deletion of all its ChronicledAnnotation Members. Whether the particular SimpleAnnotation are deleted depends on the business rules of the organization for that particular Annotation.

Attributes

Attribute: Annotation.id

Type: ID
Description: A unique identifier

Attribute: Annotation.creationDate

Type: dateTime
Description: The date/time that the Annotation was created.

Attribute: Annotation.description

Type: string
Description: A textual description of the meaning of the annotation.

Attribute: Annotation.deleteable

Type: boolean
Description: If set, the Annotation is deleteable.

Connections

Generalization

From Class: Annotation::Annotation
To Class: AttributeProfile::AttributableObject

Association

Associates an Annotation with the Party responsible for authorizing it.

From Class: Party::Authority
In the Role of: authority
Multiplicity: 0..1
Description: The Authority for the Annotation

To Class: Annotation::Annotation
In the Role of: authorizedAnnotation
Multiplicity: 0..*
Description: The authorized Annotation.

Association

Associates the Annotation with the Party that created it.

From Class: Annotation::Annotation
In the Role of: annotation
Multiplicity: 0..*
Description: The created annotation.

To Class: Party::Party
In the Role of: creator
Multiplicity: 1
Description: The creator of the annotation

Generalization

From Class: Annotation::SimpleAnnotation

To Class: Annotation::Annotation

Generalization

From Class: Annotation::ChronicledAnnotation

To Class: Annotation::Annotation

Association

Links an Annotation to the ManagedRecords it annotates through ManagedRecordAnnotation

From Class: Annotation::Annotation
In the Role of: annotation
Multiplicity: 1
Description: The Annotation to the ManagedRecord

To Class: Annotation::ManagedRecordAnnotation
In the Role of: recordAssociation
Multiplicity: 0..*
Description: The association of the Annotation with its ManagedRecords

Class: Annotation::ChronicledAnnotation

An Annotation which may change, but the history of which must be maintained. It is an aggregation of SimpleAnnotation that are time ordered.

Attributes

Connections

Association

Associates a `ChronicledAnnotation` with each of its `SimpleAnnotation` (updates) through `ChronicledAnnotationMember`.

From Class: `Annotation::ChronicledAnnotation`
In the Role of: `chronicledAnnotation`
Multiplicity: 1
Description: The `ChronicledAnnotation`

To Class: `Annotation::ChronicledAnnotationMember`
In the Role of: `chronAnnotationAssociation`
Multiplicity: 0..*
Description: The association of the `ChronicledNotation` with its member `NonChronicledAnnotation`.

Generalization

From Class: `Annotation::ChronicledAnnotation`
To Class: `Annotation::Annotation`

Class: `Annotation::ChronicledAnnotationMember`

Collects the members of a `ChronicledAnnotation`.

Attributes

Attribute: `ChronicledAnnotationMember.AnnotationUpdateDate`

Type: `dateTime`
Description: Date/Time that the `NonChroncledAnnotation` was added to the `ChronicledAnnotation`

Connections

Association

Associates a `SimpleAnnotation` with any `ChronicledAnnotation` of which it is a member.

From Class: `Annotation::ChronicledAnnotationMember`
In the Role of: `chronMemberAssociation`
Multiplicity: 0..*
Description: The association to the `ChronicledAssociation`

To Class: `Annotation::SimpleAnnotation`
In the Role of: `memberAnnotation`
Multiplicity: 1

Description: The NonChronicledAnnotation that participates in one or more ChronicledAnnotations

Association

Implements a time-ordered chain of SimpleAnnotation belonging to the ChronicledAnnotation.

From Class: Annotation::ChronicledAnnotationMember
In the Role of: prev
Multiplicity: 0..1
Description: The previous member

To Class: Annotation::ChronicledAnnotationMember
In the Role of: next
Multiplicity: 0..1
Description: The next member.

Association

Associates a ChronicledAnnotation with each of its SimpleAnnotation (updates) through ChronicledAnnotationMember.

From Class: Annotation::ChronicledAnnotation
In the Role of: chronicledAnnotation
Multiplicity: 1
Description: The ChronicledAnnotation

To Class: Annotation::ChronicledAnnotationMember
In the Role of: chronAnnotationAssociation
Multiplicity: 0..*
Description: The association of the ChronicledNotation with its member NonChronicledAnnotation.

Class: Annotation::SimpleAnnotation

An Annotation which is not updateable.

Attributes

Connections

Generalization

From Class: Annotation::SimpleAnnotation
To Class: Annotation::Annotation

Association

Associates a SimpleAnnotation with any ChronicledAnnotation of which it is a member.

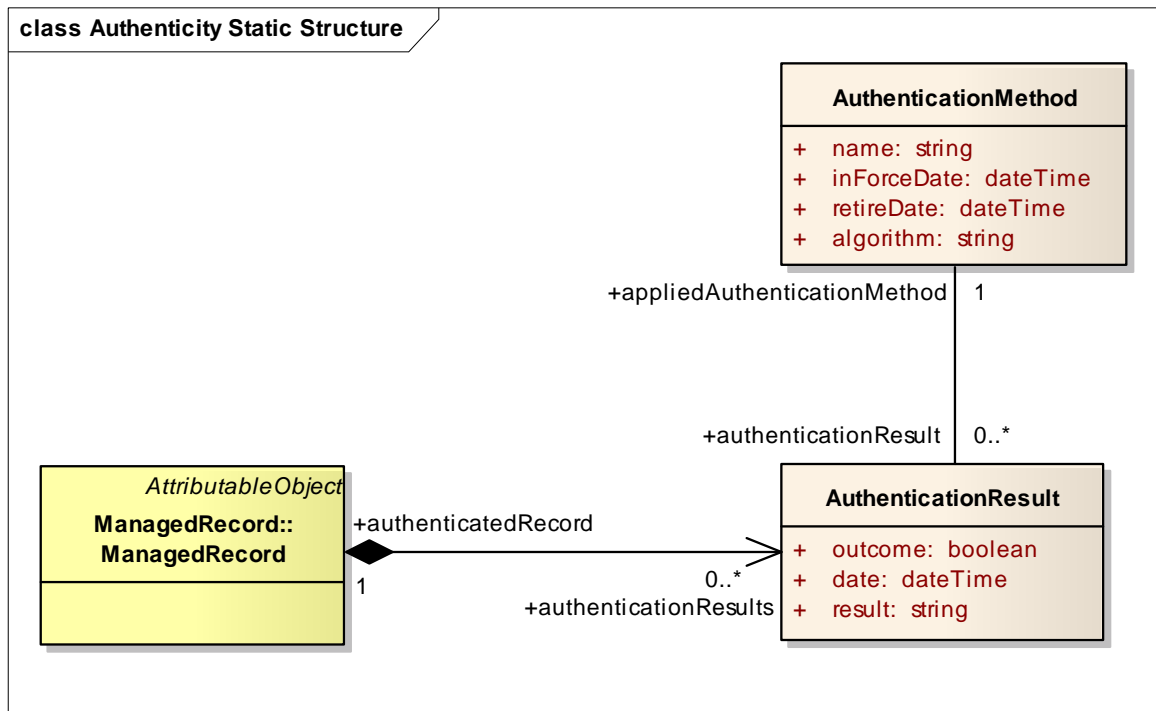
From Class: Annotation::ChronicledAnnotationMember
In the Role of: chronMemberAssociation
Multiplicity: 0..*
Description: The association to the ChronicledAssociation

To Class: Annotation::SimpleAnnotation
In the Role of: memberAnnotation
Multiplicity: 1
Description: The NonChronicledAnnotation that participates in one or more ChronicledAnnotations

Package: Authenticity

The Authenticity package collects the elements needed to support the records management concept of authentic records, i.e., providing assurance that what is retrieved from a record management environment is identical to that which was put there.

Authenticity Static Structure



Authenticity is supported to provide validation that a ManagedRecord is the same thing that was originally entered in the system. This is defined at the service level. No specific

algorithm for maintaining authenticity is specified. Algorithms may be simple, or highly complex at the discretion of the organization, based on its business needs.

The AuthenticationMethod represents the algorithm used to calculate an AuthenticationResult. There can only be one AuthenticationMethod "inforce" at one time. When a new method is put in place, the old one must be "retired" as indicated by its "retireDate", indicating that it is not to be used any longer.

What aspects of a ManagedRecord are included in the calculation is up to the organization. It may be based on content (documents), the metadata as defined by these services, or a subset of the metadata.

To validate authenticity of a ManagedRecord, a new AuthenticationResult is calculated using the algorithm of the AuthenticationMethod that was used to calculate the latest AuthenticationResult. The AuthenticationResult for the first time the method was used is looked up and compared to the new AuthenticationResult. If identical the "outcome" is set to "True", otherwise, it is set to "False"

An AuthenticationMethod cannot be deleted as long as there is any AuthenticationResult associated with it. In the normal course of events, ManagedRecords that are associated with a retired AuthenticationMethod (through its most recent AuthenticationResult" will have their authenticity recalculated through the inForce method. This is done by first validating the ManagedRecord's authenticity under the old method. If successful, the AuthenticationResult calculated with the new inForce AuthenticationMethod is recorded.

Class: Authenticity::AuthenticationMethod

The AuthenticationMethod represents the algorithm used to calculate an AuthenticationResult. There can only be one AuthenticationMethod "inforce" at one time.

Attributes

Attribute: AuthenticationMethod.name

Type: string

Description: The name of the Authentication Method.

Attribute: AuthenticationMethod.inForceDate

Type: dateTime

Description: The time that the new AuthenticationMethod is to be used.

Attribute: AuthenticationMethod.retireDate

Type: dateTime

Description: The time that the AuthenticationMethod was removed from use through supercession by a new AuthenticationMethod.

Attribute: AuthenticationMethod.algorithm

Type: string

Description: A description of the algorithm used by the AuthenticationMethod.

Connections

Association

Documents the Authentication used to compute an AuthenticationResult

From Class: Authenticity::AuthenticationMethod
In the Role of: appliedAuthenticationMethod
Multiplicity: 1
Description: The AuthenticationMethod used to calculate the AuthenticationResult

To Class: Authenticity::AuthenticationResult
In the Role of: authenticationResult
Multiplicity: 0..*
Description: The AuthenticationResult calculated using the AuthenticationMethod.

Class: Authenticity::AuthenticationResult

The result of applying the AuthenticationMethod to a ManagedRecord

Attributes

Attribute: AuthenticationResult.outcome

Type: boolean
Description: False if this AuthenticationResult is not identical to that obtained the first time that the AuthenticationMethod used to calculate this AuthenticationResult was applied.

Attribute: AuthenticationResult.date

Type: dateTime
Description: The date/time when the AuthenticationResult was calculated.

Attribute: AuthenticationResult.result

Type: string
Description: The actual binary results of applying the AuthenticationMethod's algorithm to the ManagedRecord.

Connections

Aggregation

Associates ManagedRecords and the AuthenticationResults that apply to them.

From Class: Authenticity::AuthenticationResult
In the Role of: authenticationResults
Multiplicity: 0..*
Description: The result of applying a particular AuthenticationMethod to a ManagedRecord

To Class: ManagedRecord::ManagedRecord
In the Role of: authenticatedRecord
Multiplicity: 1
Description: The ManagedRecord to which an AuthenticationResult applies.

Association

Documents the Authentication used to compute an AuthenticationResult

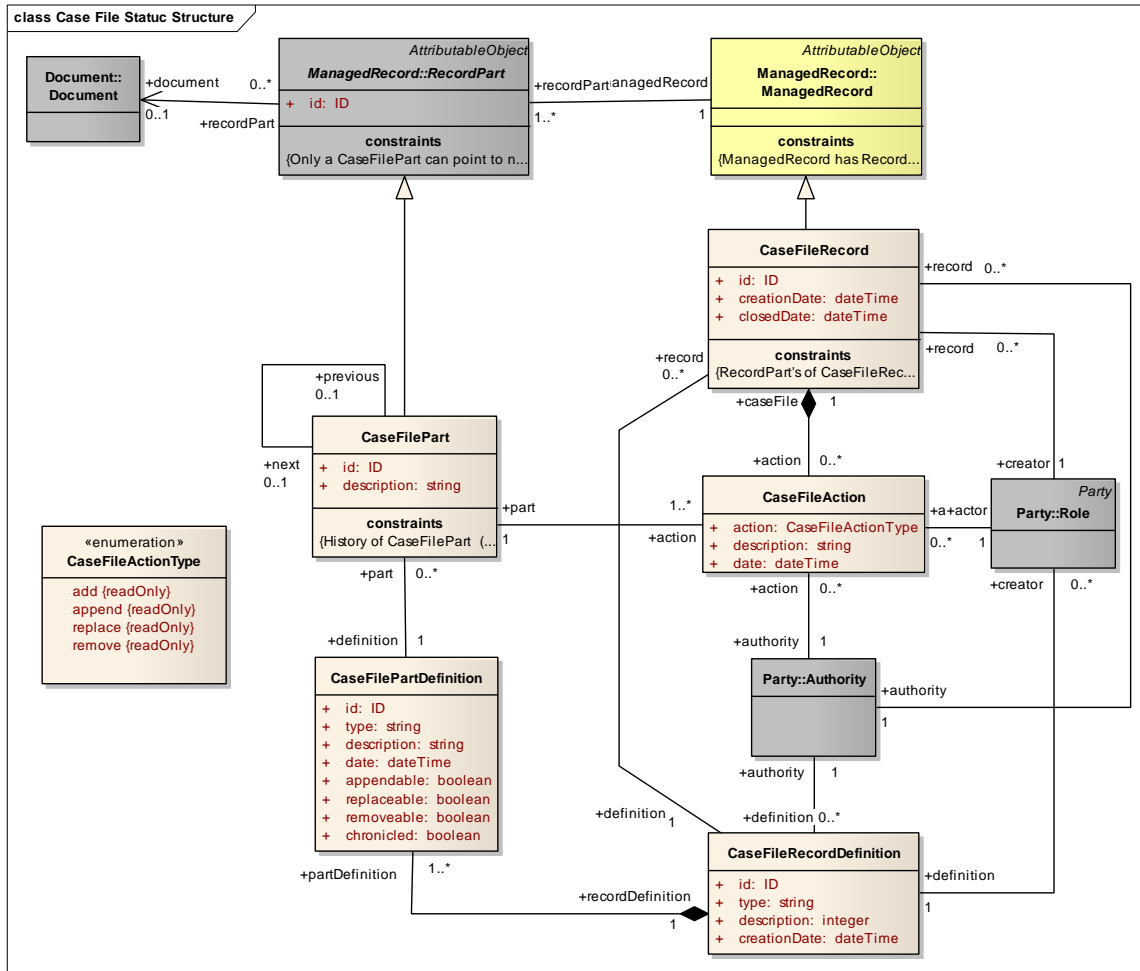
From Class: Authenticity::AuthenticationMethod
In the Role of: appliedAuthenticationMethod
Multiplicity: 1
Description: The AuthenticationMethod used to calculate the AuthenticationResult

To Class: Authenticity::AuthenticationResult
In the Role of: authenticationResult
Multiplicity: 0..*
Description: The AuthenticationResult calculated using the AuthenticationMethod.

Package: CaseFile

The CaseFile package collects the elements needed to support the records management concept of case files. Case files are commonly encountered as medical records, police records, etc.

Case File Statuc Structure



Documents the CaseFileRecord, a special and commonly found type of ManagedRecord is a CaseFileRecord. Generally ManagedRecords remain immutable in terms of the Documents that comprise them. An exception to this rule is a CaseFileRecord's. It is comprised of RecordPart's as in the usual case, but the CaseFilePart has settings that allow a given part to be appended, removed, replaced, etc, depending on the attribution of the CaseFile Part. Examples are medical history files, personnel files, police records, etc.

Constraint: Only a CaseFilePart can point to no Document.

Constraint: ManagedRecord have RecordPart's which are ManagedRecordPart's unless the ManagedRecord is a CaseFileRecord

Constraint: RecordPart's of CaseFileRecord's are CaseFilePart's

Note: History of CaseFilePart (previous/next) is only kept when CaseFilePartDefinition.chronicled is true

Class: CaseFile::CaseFileAction

Provides a record of the CaseFileAction's performed on a CaseFileRecord. Documenting who (via Role).

Attributes

Attribute: CaseFileAction.action

Type: CaseFileType
Description: The action taken on the CaseFilePart. Can be one of those enumerated by CaseFileType

Attribute: CaseFileAction.description

Type: string
Description: A description, if necessary describing the circumstances or details surrounding the action.

Attribute: CaseFileAction.date

Type: dateTime
Description: The date/time that the action was taken.

Connections

Aggregation

The history of actions taken on a case file.

From Class: CaseFile::CaseFileAction
In the Role of: action
Multiplicity: 0..*
Description: An CaseFileAction performed on the CaseFileRecord.

To Class: CaseFile::CaseFileRecord
In the Role of: caseFile
Multiplicity: 1
Description: The CaseFileRecord whose history the CaseFileAction belongs.

Association

The actor that performed the recorded action

From Class: CaseFile::CaseFileAction
In the Role of: action
Multiplicity: 0..*
Description: The action taken by the actor on the CaseFileRecord.

To Class: Party::Role
In the Role of: actor
Multiplicity: 1

Description: The actor performing the action on the CaseFileRecord.

Association

The CaseFilePart affected by a CaseFileAction.

From Class: CaseFile::CaseFileAction
In the Role of: action
Multiplicity: 1..*
Description: The action taken on the CaseFileRecord.

To Class: CaseFile::CaseFilePart
In the Role of: part
Multiplicity: 1
Description: The CaseFilePart involved in the CaseFileAction

Association

The Authority under which the CaseFileAction was taken.

From Class: CaseFile::CaseFileAction
In the Role of: action
Multiplicity: 0..*
Description: The authorized CaseFileAction.

To Class: Party::Authority
In the Role of: authority
Multiplicity: 1
Description: The Authority under which the CaseFileAction was performed.

Enumeration: CaseFile::CaseFileType

The possible actions that can be taken on a CaseFile. These are represented as an enumeration of constant integers to identify the action.

Attributes

Attribute: CaseFileType.add

Type: string
Description: Add a CaseFilePart, associating a Document with the CaseFileRecord

Attribute: CaseFileType.append

Type: string
Description: Append a Document that is associated with a CaseFileRecord through a CaseFilePart

Attribute: CaseFileType.replace

Type: string
Description: The CaseFilePart is made to point to a different Document, effectively replacing it in the CaseFileRecord

Attribute: CaseFileType.remove

Type: string
Description: The Document is removed from the CaseFileRecord. It is in support of this functionality that a Document is optional for a CaseFilePart unlike being required for a ManagedRecordPart.

Connections

Class: CaseFile::CaseFilePart

Associates Documents with a CaseFileRecord. The attributes of the CaseFilePart constrain what types of actions can be taken against the Document that is linked into the CaseFile.

If CaseFilePart.chronicled is "True" then the prev/next relationship is used to keep the history. (If the part is appendable, the old copy is maintained in the history and a new appended one is added as current. Similarly if it is replaceable. When deleting a chronicled CaseFilePart all that are linke in the history are deleted.

Attributes

Attribute: CaseFilePart.id

Type: ID
Description: Unique Identifier.

Attribute: CaseFilePart.description

Type: string
Description: Any text that helps describe the association of the CaseFilePart with the CaseFileRecord.

Connections

Constraint Name: History of CaseFilePart (previous/next) is only kept when CaseFilePartDefinition.chronicled is true

Generalization

From Class: CaseFile::CaseFilePart
To Class: ManagedRecord::RecordPart

Association

Maintains the history of chronicled CaseFilePart's

From Class: CaseFile::CaseFilePart
In the Role of: previous
Multiplicity: 0..1
Description: Previous CaseFilePart

To Class: CaseFile::CaseFilePart
In the Role of: next
Multiplicity: 0..1
Description: Next CaseFilePart. (If there is none, then this is the current CaseFilePart)

Association

The definition of the CaseFilePart.

From Class: CaseFile::CaseFilePart
In the Role of: part
Multiplicity: 0..*
Description: The CaseFilePart that is defined.

To Class: CaseFile::CaseFilePartDefinition
In the Role of: definition
Multiplicity: 1
Description: The CaseFilePartDefinition that defines the CaseFilePart in the context of its CaseFileRecord.

Association

The CaseFilePart affected by a CaseFileAction.

From Class: CaseFile::CaseFileAction
In the Role of: action
Multiplicity: 1..*
Description: The action taken on the CaseFileRecord.

To Class: CaseFile::CaseFilePart
In the Role of: part
Multiplicity: 1
Description: The CaseFilePart involved in the CaseFileAction

Class: CaseFile::CaseFilePartDefinition

Defines the Parts of a CaseFile described in a CaseFileDefinition

Attributes

Attribute: CaseFilePartDefinition.id

Type: ID
Description: Unique Identifier.

Attribute: CaseFilePartDefinition.type

Type: string
Description: The name of the type of the CaseFilePart

Attribute: CaseFilePartDefinition.description

Type: string
Description: Description of the CaseFilePart

Attribute: CaseFilePartDefinition.date

Type: dateTime
Description: The date/time that the CaseFilePartDefinition was created.

Attribute: CaseFilePartDefinition.appendable

Type: boolean
Description: A CaseFilePart of this type is appendable if this is set "True".

Attribute: CaseFilePartDefinition.replaceable

Type: boolean
Description: A CaseFilePart of this type is replaceable if this is set "True".

Attribute: CaseFilePartDefinition.removeable

Type: boolean
Description: A CaseFilePart of this type is removeable if this is set "True".

Attribute: CaseFilePartDefinition.chronicled

Type: boolean
Description: A CaseFilePart of this type is chronicled if this is set "True".
When a chronicled CaseFilePart, any change to Document (append or replace) tracks the history through the next/previous association.

Connections

Aggregation

Defined parts of a case file.

From Class: CaseFile::CaseFilePartDefinition
In the Role of: partDefinition
Multiplicity: 1..*
Description: The definition of a CaseFilePart

To Class: CaseFile::CaseFileRecordDefinition
In the Role of: recordDefinition

Multiplicity: 1
Description: Definition of a CaseFileRecord

Association

The definition of the CaseFilePart.

From Class: CaseFile::CaseFilePart
In the Role of: part
Multiplicity: 0..*
Description: The CaseFilePart that is defined.

To Class: CaseFile::CaseFilePartDefinition
In the Role of: definition
Multiplicity: 1
Description: The CaseFilePartDefinition that defines the CaseFilePart in the context of its CaseFileRecord.

Class: CaseFile::CaseFileRecordDefinition

The definition of a CaseFileRecord, serving together with CaseFilePartDefinition as a template for creating CaseFileRecord's.

Attributes

Attribute: CaseFileRecordDefinition.id

Type: ID
Description: Unique Identifier

Attribute: CaseFileRecordDefinition.type

Type: string
Description: The type of CaseFileRecord

Attribute: CaseFileRecordDefinition.description

Type: integer
Description: A description of the CaseFileRecordDefinition

Attribute: CaseFileRecordDefinition.creationDate

Type: dateTime
Description: The date/time that the CaseFileRecordDefinition was created.

Connections

Association

CaseFileRecord Definition

From Class: CaseFile::CaseFileRecord

In the Role of: record
Multiplicity: 0..*
Description: The defined CaseFileRecord.

To Class: CaseFile::CaseFileRecordDefinition
In the Role of: definition
Multiplicity: 1
Description: The CaseFileRecord definition.

Association

Creator of the CaseFileRecordDefinition

From Class: CaseFile::CaseFileRecordDefinition
In the Role of: definition
Multiplicity: 1
Description: The definition of the CaseFileRecord

To Class: Party::Role
In the Role of: creator
Multiplicity: 0..*
Description: The creator of the CaseFileRecordDefinition

Association

The Authority for the CaseFileRecordDefinition

From Class: CaseFile::CaseFileRecordDefinition
In the Role of: definition
Multiplicity: 0..*
Description: The authorized CaseFileRecordDefinition.

To Class: Party::Authority
In the Role of: authority
Multiplicity: 1
Description: The Authority authorizing the CaseFileRecordDefinition.

Aggregation

Defined parts of a case file.

From Class: CaseFile::CaseFilePartDefinition
In the Role of: partDefinition
Multiplicity: 1..*
Description: The definition of a CaseFilePart

To Class: CaseFile::CaseFileRecordDefinition
In the Role of: recordDefinition

Multiplicity: 1
Description: Definition of a CaseFileRecord

Class: CaseFile::CaseFileRecord

A special and commonly found type of ManagedRecord is a CaseFileRecord. Generally ManagedRecords remain immutable in terms of the Documents that comprise them. An exception to this rule is a CaseFileRecord's. It is comprised of RecordPart's as in the usual case, but the CaseFilePart has settings that allow a given part to be appended, removed, replaced, etc, depending on the attribution of the CaseFile Part. Examples are medical history files, personnel files, police records, etc.

Attributes

Attribute: CaseFileRecord.id

Type: ID
Description: Unique identifier.

Attribute: CaseFileRecord.creationDate

Type: dateTime
Description: The date/time that the CaseFileRecord was created.

Attribute: CaseFileRecord.closedDate

Type: dateTime
Description: The date/time that the case file was closed.

Connections

Constraint Name: RecordPart's of CaseFileRecord's are CaseFilePart's

Generalization

From Class: CaseFile::CaseFileRecord
To Class: ManagedRecord::ManagedRecord

Association

The Authority for the creation of the CaseFileRecord.

From Class: CaseFile::CaseFileRecord
In the Role of: record
Multiplicity: 0..*
Description: The authorized CaseFileRecord.

To Class: Party::Authority
In the Role of:: authority
Multiplicity: 1

Description: The Authority that authorized the creation of the CaseFileRecord.

Association

CaseFileRecord Definition

From Class: CaseFile::CaseFileRecord
In the Role of: record
Multiplicity: 0..*
Description: The defined CaseFileRecord.

To Class: CaseFile::CaseFileRecordDefinition
In the Role of: definition
Multiplicity: 1
Description: The CaseFileRecord definition.

Association

CaseFileRecord creator

From Class: Party::Role
In the Role of: creator
Multiplicity: 1
Description: Creator of the CaseFileRecord

To Class: CaseFile::CaseFileRecord
In the Role of: record
Multiplicity: 0..*
Description: The created CaseFileRecord.

Aggregation

The history of actions taken on a case file.

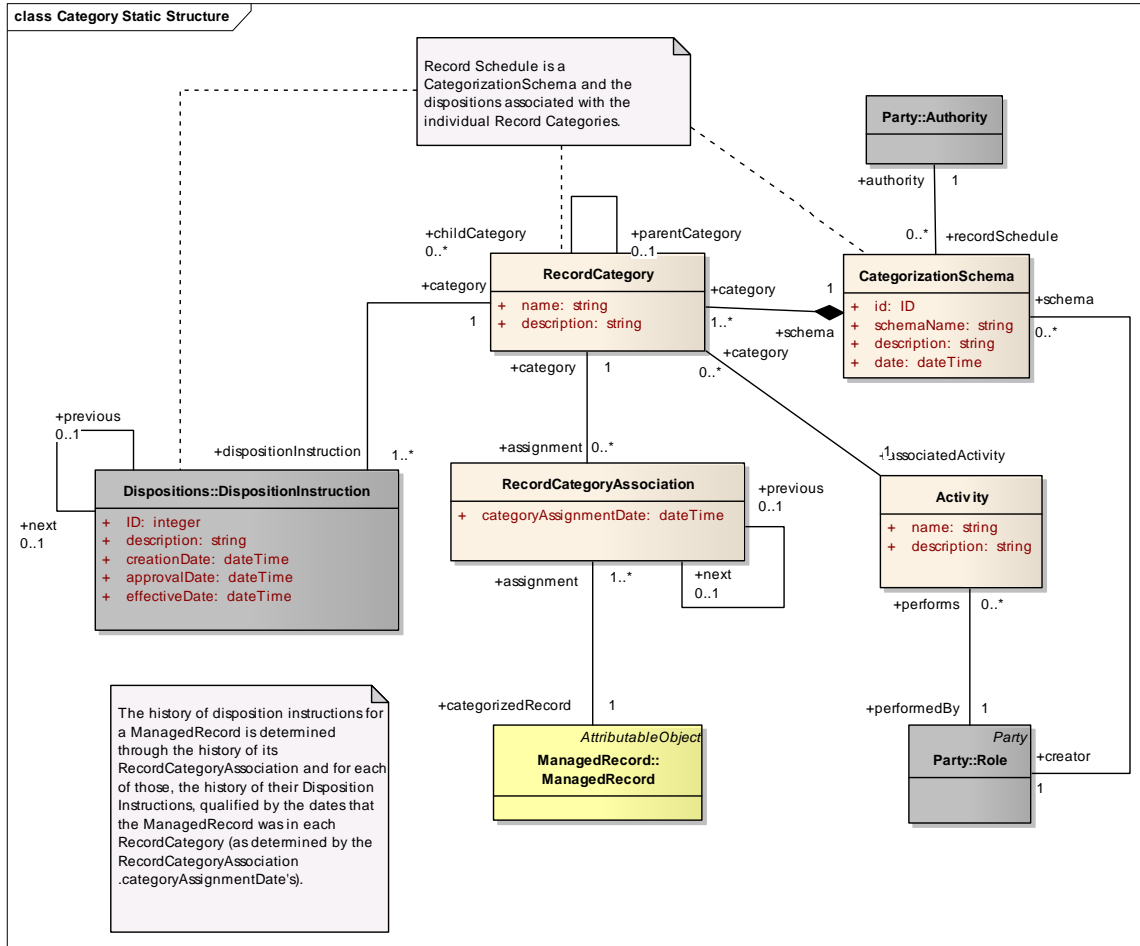
From Class: CaseFile::CaseFileAction
In the Role of: action
Multiplicity: 0..*
Description: An CaseFileAction performed on the CaseFileRecord.

To Class: CaseFile::CaseFileRecord
In the Role of: caseFile
Multiplicity: 1
Description: The CaseFileRecord whose history the CaseFileAction belongs.

Package: Category

The CaseFile package collects the elements needed to support the records management concept of record categories.

Category Static Structure



A key concept of managing a record is its RecordCategory. The RecordCategory associates the ManagedRecord with some business Activity that requires that records of it be kept.

The RecordCategory always has a DispositionInstruction associated with it. If it is not known at the time the RecordCategory is created, then it is assigned a default such as "Unknown", or "To Be Determined". The DispositionInstruction governs the ManagedRecords life cycle of retention, transfer, destruction, etc.

The RecordCategory's are accumulated in a Categorization Schema which is flat or made hierarchical through the parent/child relationship. Even as a hierarchy, each RecordCategory will have a DispositionInstruction and may have ManagedRecords assigned to it through a RecordCategoryAssociation.

Note: Record Schedule is a CategorizationSchema and the dispositions associated with the individual Record Categories.

Note: The history of disposition instructions for a ManagedRecord is determined through the history of its RecordCategoryAssociation and for each of those, the history of their Disposition Instructions, qualified by the dates that the ManagedRecord was in each RecordCategory (as determined by the RecordCategoryAssociation .categoryAssignmentDate's).

Class: Category::Activity

A business activity which requires the management of records associated with it.

Attributes

Attribute: Activity.name

Type: string
Description: The name of the business activity

Attribute: Activity.description

Type: string
Description: A textual description of the business activity.

Connections

Association

Associates the RecordCategory with the business Activity documented by records in that RecordCategory

From Class: Category::RecordCategory
In the Role of: category
Multiplicity: 0..*
Description: The RecordCategorys documenting the Activity.

To Class: Category::Activity
In the Role of: associatedActivity
Multiplicity: 1
Description: The Activity associated with the RecordCategory

Association

Documents the Role that performs an Activity

From Class: Category::Activity
In the Role of: performs
Multiplicity: 0..*
Description: Activity performed by a Role

To Class: Party::Role
In the Role of:: performedBy
Multiplicity: 1
Description: Role that performs an Activity

Class: Category::CategorizationSchema

A Record Schedule is implementable through CategorizationSchema, as can Retention Schedules, etc. CategorizationSchema can be used to organize categories by subject, function, etc.

Attributes

Attribute: CategorizationSchema.id

Type: ID
Description: Unique Identifier

Attribute: CategorizationSchema.schemaName

Type: string
Description: The name of the CategorizationSchema

Attribute: CategorizationSchema.description

Type: string
Description: Description of the CategorySchema.

Attribute: CategorizationSchema.date

Type: dateTime
Description: The date/time that the Categorization was created.

Connections

Aggregation

Aggregates the RecordCategory's that are part of the CategorizationSchema.

From Class: Category::RecordCategory
In the Role of: category
Multiplicity: 1..*
Description: A RecordCategory in the CategorizationSchema

To Class: Category::CategorizationSchema
In the Role of: schema
Multiplicity: 1
Description: The CategorizationSchema containing the RecordCategory

Association

Relates the CategorizationSchema to the Authority that has approved it.

From Class: Category::CategorizationSchema
In the Role of: recordSchedule
Multiplicity: 0..*
Description: The approved CategorizationSchema

To Class: Party::Authority
In the Role of: authority
Multiplicity: 1
Description: The Authority that approved the CategorizationSchema

Association

Creator of the CategorizationSchema

From Class: Category::CategorizationSchema
In the Role of: schema
Multiplicity: 0..*
Description: The created CategorizationSchema.

To Class: Party::Role
In the Role of: creator
Multiplicity: 1
Description: The creator of the CategorizationSchema

Class: Category::RecordCategoryAssociation

Associates ManagedRecords with their RecordCategory

Attributes

Attribute: RecordCategoryAssociation.categoryAssignmentDate

Type: dateTime
Description: The date/time that the ManagedRecord was associated with the RecordCategory

Connections

Association

Links a RecordCategory to its ManagedRecords through RecordCategoryAssociation

From Class: Category::RecordCategoryAssociation
In the Role of: assignment
Multiplicity: 0..*
Description: Assignment of ManagedRecord to RecordCategory.

To Class: Category::RecordCategory
In the Role of: category
Multiplicity: 1
Description: RecordCategory with ManagedRecords

Association

Track the history of a ManagedRecord's RecordCategory assignments.

From Class: Category::RecordCategoryAssociation
In the Role of: next
Multiplicity: 0..1
Description: The next RecordCategory to which the ManagedRecord was assigned. If there is no next association, this assignment is the current one.

To Class: Category::RecordCategoryAssociation
In the Role of: previous
Multiplicity: 0..1
Description: The previous RecordCategory to which the ManagedRecord was assigned.

Association

A ManagedRecord is associated with a RecordCategory through RecordCategoryAssociation. A ManagedRecord is associated with a single RecordCategory at a time. If the Category is not known at time of ManagedRecord set-aside, then it is assigned a default such as "Unknown" or "To Be Determined". The history of RecordCategoryAssociation's are kept through prev/next relationship on RecordCategoryAssociation. The current RecordCategoryAssociation is the latest assigned.

From Class: ManagedRecord::ManagedRecord
In the Role of: categorizedRecord
Multiplicity: 1
Description: The ManagedRecord being categorized.

To Class: Category::RecordCategoryAssociation
In the Role of: assignment
Multiplicity: 1..*
Description: The Category to which the ManagedRecord has been assigned through RecordCategoryAssociation.

Class: Category::RecordCategory

The RecordCategory associates the ManagedRecord with some business Activity that requires that records of it be kept.

Attributes

Attribute: RecordCategory.name

Type: string

Description: Name of the RecordCategory

Attribute: RecordCategory.description

Type: string

Description: Text description of the RecordCategory

Connections

Association

Links a RecordCategory to its ManagedRecords through RecordCategoryAssociation

From Class: Category::RecordCategoryAssociation

In the Role of: assignment

Multiplicity: 0..*

Description: Assignment of ManagedRecord to RecordCategory.

To Class: Category::RecordCategory

In the Role of: category

Multiplicity: 1

Description: RecordCategory with ManagedRecords

Aggregation

Aggregates the RecordCategory's that are part of the CategorizationSchema.

From Class: Category::RecordCategory

In the Role of: category

Multiplicity: 1..*

Description: A RecordCategory in the CategorizationSchema

To Class: Category::CategorizationSchema

In the Role of: schema

Multiplicity: 1

Description: The CategorizationSchema containing the RecordCategory

Association

Associates the RecordCategory with the business Activity documented by records in that RecordCategory

From Class: Category::RecordCategory

In the Role of: category
Multiplicity: 0..*
Description: The RecordCategory's documenting the Activity.

To Class: Category::Activity
In the Role of: associatedActivity
Multiplicity: 1
Description: The Activity associated with the RecordCategory

Association

Relates a RecordCategory to its history of DispositionInstruction's

From Class: Dispositions::DispositionInstruction
In the Role of: dispositionInstruction
Multiplicity: 1..*
Description: The DispositionInstruction associated with the RecordCategory

To Class: Category::RecordCategory
In the Role of: category
Multiplicity: 1
Description: The RecordCategory associated with the DispositionInstruction.

Association

Hierarchical links among RecordCategory's in a CategorizationSchema

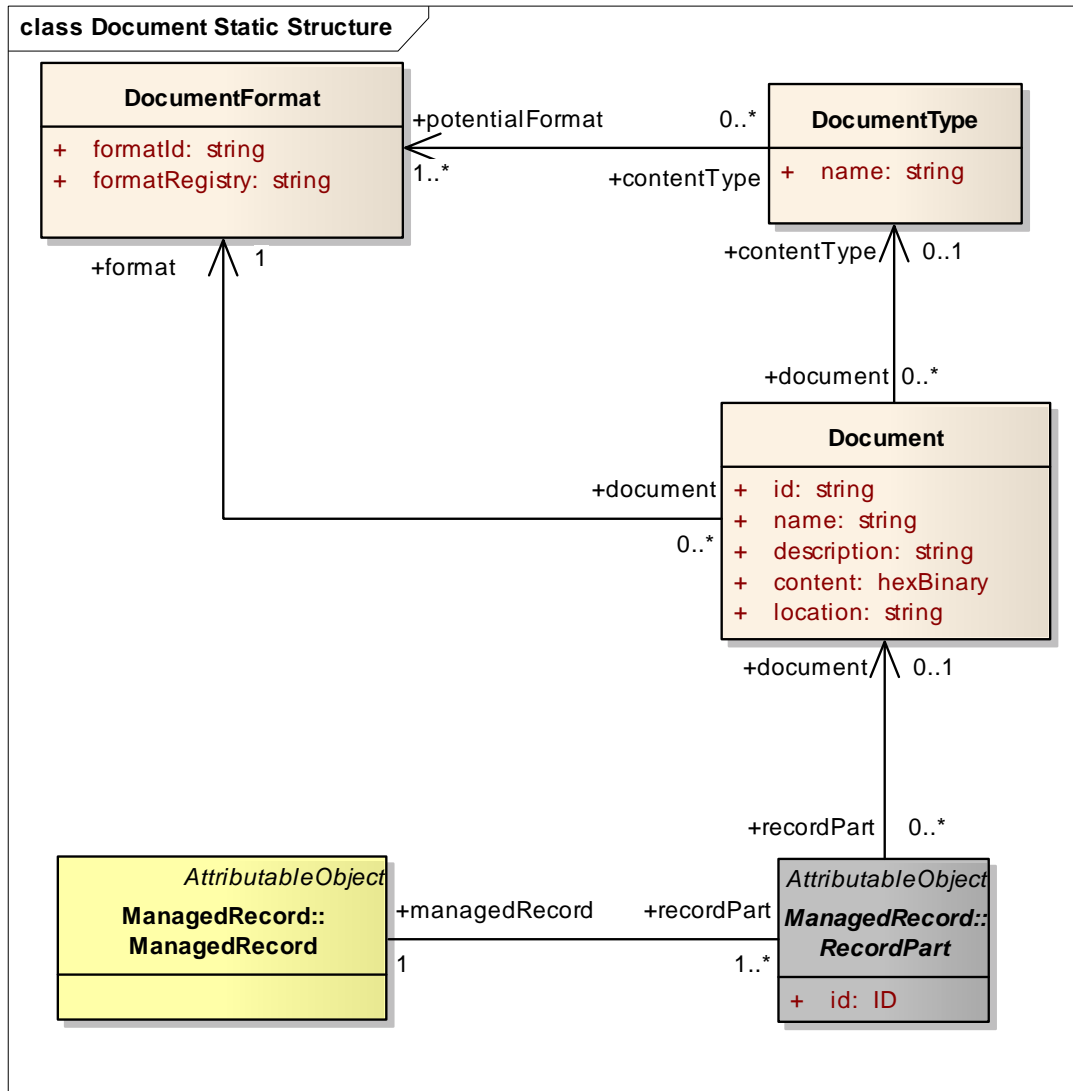
From Class: Category::RecordCategory
In the Role of: parentCategory
Multiplicity: 0..1
Description: The parent RecordCategory

To Class: Category::RecordCategory
In the Role of: childCategory
Multiplicity: 0..*
Description: The child RecordCategory

Package: Document

The Document package collects the elements needed to support records that are one or more electronic "bit streams". Each bit stream is represented by a Document.

Document Static Structure



Models the concepts of "Documents" that are managed as a ManagedRecord. A Document in the Records Management Services is interpreted simply as "bit strings" without presumption of form or purpose.

Documents can be used in many ManagedRecords because a single Document can represent evidence of multiple business activities/purposes. When final disposition of one ManagedRecord in which it participates occurs (transfer or destroy), the ManagedRecord is destroyed. The Document itself is destroyed only when the ManagedRecord in final disposition is the only one that still refers to it.

Class: Document::DocumentFormat

Represents the format of a Document. It can be something as simple as "mime types" or the specification of a format documented in a formal format registry.

Attributes

Attribute: DocumentFormat.formatId

Type: string
Description: The identifier of the format within the specified format registry. For example ".doc" if the registry is that of W3C mime types. This is not the usual ".id" found commonly in this specification. This is the "stringified" (if necessary) unique id in the context of the .formatRegistry.

Attribute: DocumentFormat.formatRegistry

Type: string
Description: The specification of the data format registry. For example, this can be a URI or URL unambiguously specifying the registry being referenced.

Connections

Association

Associates a Document with its DocumentFormat

From Class: Document::Document
In the Role of: document
Multiplicity: 0..*
Description: The document

To Class: Document::DocumentFormat
In the Role of: format
Multiplicity: 1
Description: The documents format.

Association

Associates the DocumentFormat's that can be used in the representation of a DocumentType

From Class: Document::DocumentType
In the Role of: contentType
Multiplicity: 0..*
Description: A contentType to be mapped to possible formats.

To Class: Document::DocumentFormat
In the Role of: potentialFormat
Multiplicity: 1..*
Description: DocumentFormats that can be used in the representation of the DocumentType

Class: Document::DocumentType

The document type is a designation defined for the convenience of the organization. The string can be used to define any concept concerning the document that serves the organization. It has a 1..* cardinality with DocumentFormat, e.g., the DocumentType might be "Building Layout" & the possible formats may be .gif, .jpeg, etc.)

Attributes

Attribute: DocumentType.name

Type: string

Description: The name of the DocumentType.

Connections

Association

Associates the DocumentFormat's that can be used in the representation of a DocumentType

From Class: Document::DocumentType

In the Role of: contentType

Multiplicity: 0..*

Description: A contentType to be mapped to possible formats.

To Class: Document::DocumentFormat

In the Role of:: potentialFormat

Multiplicity: 1..*

Description: DocumentFormats that can be used in the representation of the DocumentType

Association

Associates a document with its content type.

From Class: Document::Document

In the Role of: document

Multiplicity: 0..*

Description: The document

To Class: Document::DocumentType

In the Role of:: contentType

Multiplicity: 0..1

Description: The content type of the Document

Class: Document::Document

A bit stream being managed as a ManagedRecord, or part of a ManagedRecord.

Attributes

Attribute: Document.id

Type: string
Description: Unique Identifier

Attribute: Document.name

Type: string
Description: The name of the document

Attribute: Document.description

Type: string
Description: Text description of the document

Attribute: Document.content

Type: hexBinary
Description: The binary element that is the document.

Attribute: Document.location

Type: string
Description: The logical location of the document. The RMS services do not address physical location.

Connections

Association

Associates a Document with its DocumentFormat

From Class: Document::Document
In the Role of: document
Multiplicity: 0..*
Description: The document

To Class: Document::DocumentFormat
In the Role of:: format
Multiplicity: 1
Description: The documents format.

Association

Associates a document with its content type.

From Class: Document::Document
In the Role of: document
Multiplicity: 0..*
Description: The document

To Class: Document::DocumentType
In the Role of: contentType
Multiplicity: 0..1
Description: The content type of the Document

Association

Associates the ManagedRecord with the Documents that comprise it.

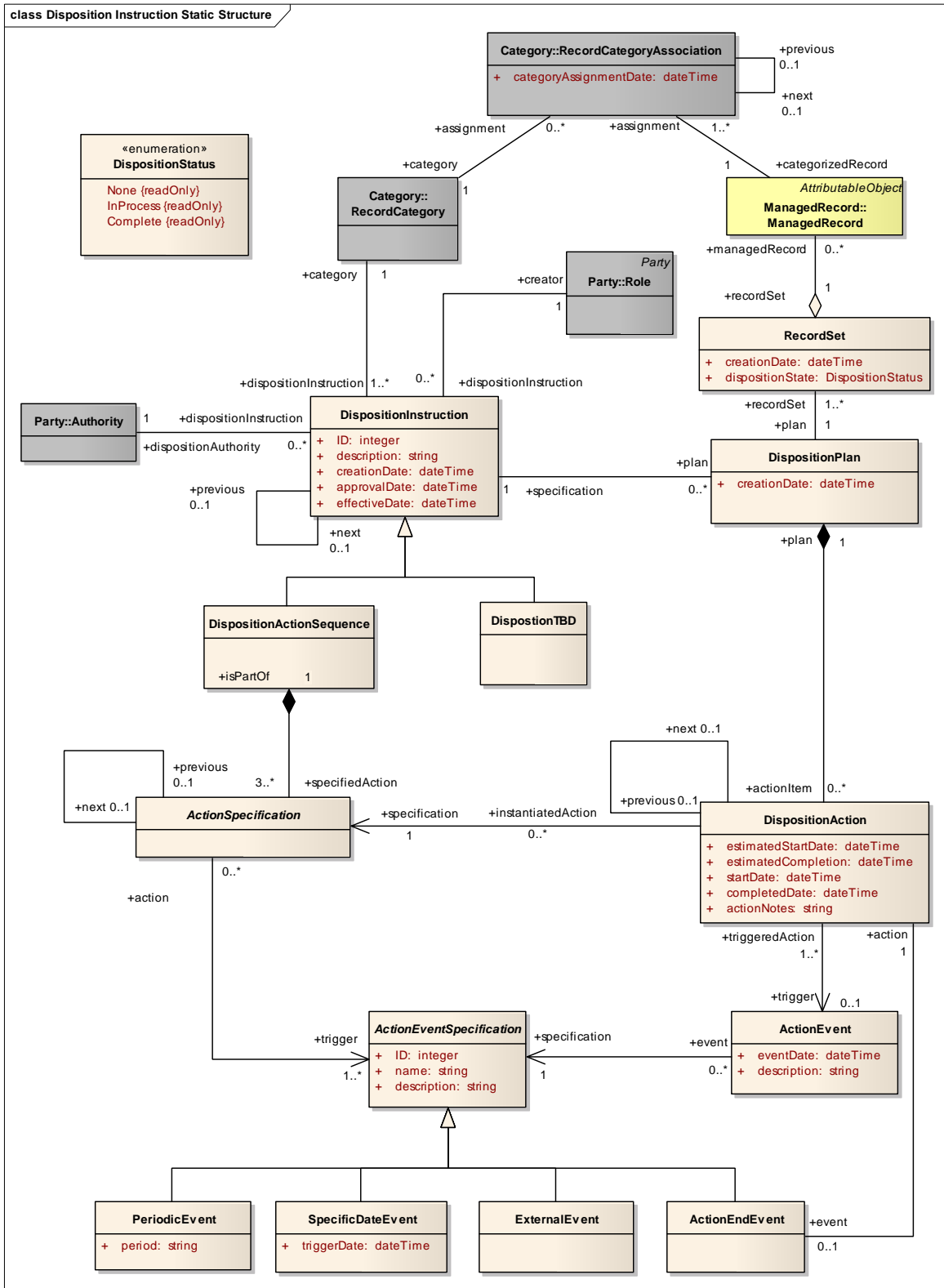
From Class: ManagedRecord::RecordPart
In the Role of: recordPart
Multiplicity: 0..*
Description: The part membership of a document in a ManagedRecord.

To Class: Document::Document
In the Role of: document
Multiplicity: 0..1
Description: The document that is part of the ManagedRecord

Package: Dispositions

The Document package collects the elements needed to support records that are one or more electronic "bit streams". Each bit stream is represented by a Document.

Disposition Instruction Static Structure

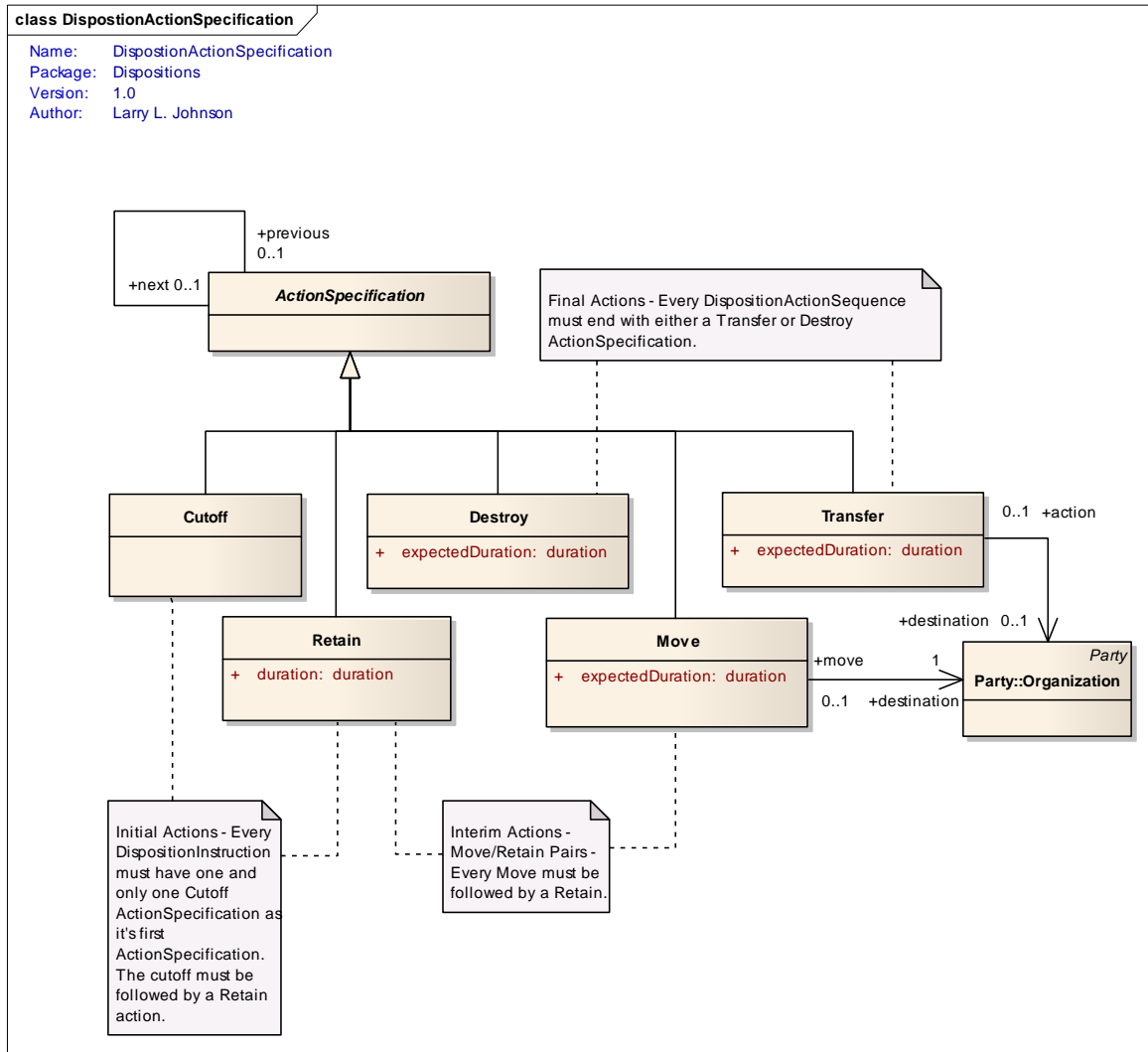


Disposition is one of the key concepts of Records Management. Without Records Management one could (expensively) keep everything in perpetuity, or keep things haphazardly. By assigning a ManagedRecord to a RecordCategory, every ManagedRecord has associated with it a DispositionInstruction which governs its life-cycle. Records are not kept longer than necessary; they are kept as long as needed; and their timely destruction or transfer is assured.

The DispositionInstruction is a "plan" by which the life-cycle of RecordSet's of ManagedRecords is managed. The DispositionInstruction consists of ActionSpecification's which will be performed against RecordSet's created for a DispositionPlan based on the DispositionInstruction.

When a ManagedRecord is added to the system and assigned to a RecordCategory. It is assigned to an open RecordSet created with the DispositionPlan in accordance with the DispositionInstruction. The DispositionInstruction is a "template" for the DispositionPlan, specifying the actions and their trigger events.

DispositionActionSpecification



The first ActionSpecification is always a Cutoff action which "closes" the RecordSet's associated with a DispositionPlan.

Interim Actions follow. The first interim action is always a Retain (if no retention is desired, then the Retain.duration is set to zero.) If there is a Move action, it must be followed by another Retain action. There may be many Move/Retain pairs of interim actions. The Move action allows the transition of RecordSet's to cheaper remote storage. However, the destination of a Move is a logical destination, an Organization. This specification does not address matters of physical storage.

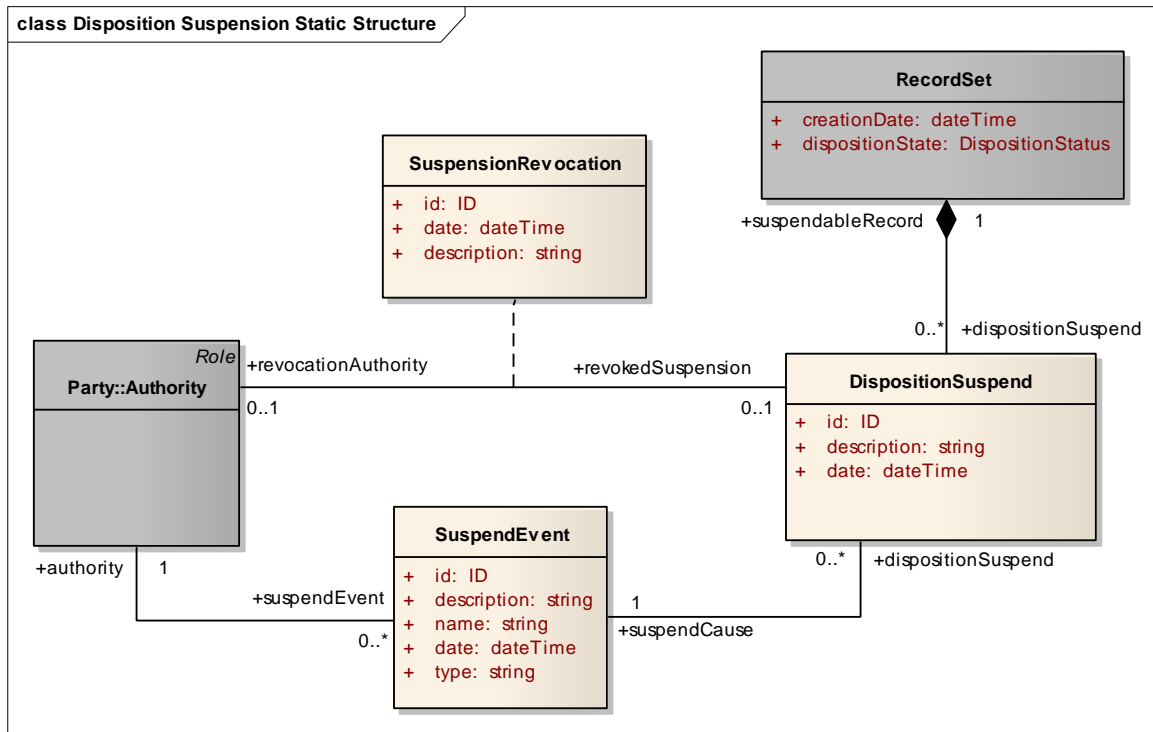
Each DispositionInstruction ends with a final action, either a Transfer or Destroy. Each of these actions results in the ManagedRecord being deleted from the system.

In a Transfer action, legal custody of Record moves from the current organization of provenance to another. At the end of the operation the ManagedRecord would normally

be removed from the Records Management Environment. (A transfer certificate might be kept, but that would be another ManagedRecord)

In a Destroy action, destruction of the ManagedRecords in their RecordSet's immediately begins. (A destruction certificate might be kept, but that would be another ManagedRecord)

Disposition Suspension Static Structure



SuspendEvent's are customarily things like court orders in which the DispositionPlan for a some set of ManagedRecords must be suspended, i.e., nothing more is to be done with the ManagedRecord in terms of Move, Transfer, or Destroy until the suspension is revoked.

DispositionSuspend's are created as a result of a SuspendEvent and are associated with a single RecordSet. If multiple RecordSet's fall under a SuspendEvent then additional DispositionSuspend's are created.

RecordSet's are the "unit of management" of ManagedRecords under a DispositionPlan. However, many RecordSet's can be managed under a single disposition plan. This is useful under multiple suspensions. Take for example a RecordSet-1 (RS1) consisting of three ManagedRecords (MR1, MR2, MR3) that is under some SuspensionEvent (SE1) as documented through the DispositionSuspend (DS1). If there is another suspend event SE2 against MR1, then RS1 will have to be re-factored. RS2 would be created consisting of (MR1) which would be removed from RS1.

Two new DispositionSuspend's would be created to link the SuspensionEvent's to their affected RecordSet's.

SE1 would now point to two DispositionSuspend's (the original DS1 pointing to RS1, and a new DS2 pointing to RS2) while SE2 would point to a new DS3 which would also point to RS2.

The RecordSet aggregates all of the DispositionSuspend's that affect it. The RecordSet's DispositionPlan remains suspended until there is a SuspensionRevocation attached to every DispositionSuspend in the aggregation issued by an appropriate (and recorded) Authority.

Class: Dispositions::DispositionInstruction

The DispositionInstruction is used as an "action template" to form DispositionPlan's with one or more RecordSet's in which to accumulate and manage the ManagedRecords.

DispositionInstruction's can change for a RecordCategory. The history is kept by the previous/next association. The current one is the latest entered that has an expired effectiveDate. (It is possible to change a DispositionInstruction effective on so-and-so date, in which case it would be entered here with a future effectiveDate.)

Changing the effectiveDate requires a new DispositionInstruction.

Attributes

Attribute: DispositionInstruction.ID

Type: integer
Description: Unique Identifier

Attribute: DispositionInstruction.description

Type: string
Description: Text description of the DispositionInstruction

Attribute: DispositionInstruction.creationDate

Type: dateTime
Description: The date/time that the DispositionInstruction was created.

Attribute: DispositionInstruction.approvalDate

Type: dateTime
Description: The date/time that the DispositionInstruction was approved by the dispositionAuthority.

Attribute: DispositionInstruction.effectiveDate

Type: dateTime
Description: The effective date/time of the DispositionInstruction.

Connections

Association

Relates a RecordCategory to its history of DispositionInstruction's

From Class: Dispositions::DispositionInstruction
In the Role of: dispositionInstruction
Multiplicity: 1..*
Description: The DispositionInstrurction associated with the RecordCategory

To Class: Category::RecordCategory
In the Role of: category
Multiplicity: 1
Description: The RecordCategory associated with the DispositionInstruction.

Generalization

From Class: Dispositions::DispositionActionSequence

To Class: Dispositions::DispositionInstruction

Generalization

From Class: Dispositions::DispostionTBD

To Class: Dispositions::DispositionInstruction

Association

Associates a DispositionPlan with the template DispositionInstruction from which it is derived.

From Class: Dispositions::DispositionPlan
In the Role of: plan
Multiplicity: 0..*
Description: The DispositionPlan for the RecordSet(s) based on the DispositionInstruction.

To Class: Dispositions::DispositionInstruction
In the Role of: specification
Multiplicity: 1
Description: The DispositionInstruction that served as the specification for the DispositionPlan

Association

Associates a DispositionInstruction with the Authority that approved it.

From Class: Party::Authority
In the Role of: dispositionAuthority
Multiplicity: 1
Description: The Authority that approved the DispositionInstruction.

To Class: Dispositions::DispositionInstruction
In the Role of: dispositionInstruction
Multiplicity: 0..*
Description: The DispositionInstruction approved by the Authority.

Association

Creator of the DispositionInstruction

From Class: Dispositions::DispositionInstruction
In the Role of: dispositionInstruction
Multiplicity: 0..*
Description: The creator of the DispositionInstruction

To Class: Party::Role
In the Role of: creator
Multiplicity: 1
Description: The created DispositionInstruction

Association

Records the history of DispositionInstruction's for a RecordCategory. The current, operative DispositionInstruction is the latest one with an expired effectiveDate

From Class: Dispositions::DispositionInstruction
In the Role of: previous
Multiplicity: 0..1
Description: A previous DispositionInstruction.

To Class: Dispositions::DispositionInstruction
In the Role of: next
Multiplicity: 0..1
Description: A next DispositionInstruction

Class: Dispositions::DispositionTBD

A RecordCategory must have a valid DispositionInstruction however in some situations ManagedRecords are being set-aside and there is no approved record schedule. In this circumstance the DispositionInstruction is DispositionTBD which is an "actionless" instruction. This allows a DispositionPlan to be created to collect the ManagedRecords into RecordSet's to "wait" for an approved DispositionInstruction with a

DispositionActionSequence. Under these circumstances there will not be any DispositionAction's accumulated under a DispositionPlan.

Attributes

Connections

Generalization

From Class:	Dispositions::DispostionTBD
To Class:	Dispositions::DispositionInstruction

Class: Dispositions::DispositionActionSequence

The specification of a sequence of actions to be used as a template for DispositionPlan's. An DispositionActionSequence has at least three ActionSpecification's beginning with a Cutoff followed by a Retain. Optionally there can be any number of pairs of Move/Retain actions. The final action in a sequence is either a Transfer or Destroy action.

Attributes

Connections

Aggregation

Aggregates ActionSpecification's that constitute a DispositionInstruction.

From Class:	Dispositions::ActionSpecification
In the Role of:	specifiedAction
Multiplicity:	3..*
Description:	An ActionSpecification that is part of the DispositionInstruction
To Class:	Dispositions::DispositionActionSequence
In the Role of::	isPartOf
Multiplicity:	1
Description:	The DispositionInstruction that aggregates the ActionSpecifications that constitute its definition.

Generalization

From Class:	Dispositions::DispositionActionSequence
To Class:	Dispositions::DispositionInstruction

Class: Dispositions::ActionEvent

An event conformant with an ActionEventSpecification that triggers a DispositionAction in a DispositionPlan.

Attributes

Attribute: ActionEvent.eventDate

Type: dateTime

Description: The date/time that an ActionEvent occurred.

Attribute: ActionEvent.description

Type: string

Description: Text description of the ActionEvent.

Connections

Association

Associates an ActionEvent with its defining ActionEventSpecification.

From Class: Dispositions::ActionEvent

In the Role of: event

Multiplicity: 0..*

Description: The specified event.

To Class: Dispositions::ActionEventSpecification

In the Role of: specification

Multiplicity: 1

Description: The event specification.

Association

Association of a DispositionAction with the ActionEvent that triggered it.

From Class: Dispositions::DispositionAction

In the Role of: triggeredAction

Multiplicity: 1..*

Description: The DispositionActions triggered by the ActionEvent.

To Class: Dispositions::ActionEvent

In the Role of: trigger

Multiplicity: 0..1

Description: The ActionEvent that triggered the DispositionAction

Class: Dispositions::ActionSpecification

ActionSpecification's are the only possible actions that can be performed on a RecordSet. Each is triggered by an event specified by an ActionEventSpecification.

Attributes

Connections

Generalization

From Class: Dispositions::Move
To Class: Dispositions::ActionSpecification

Generalization

From Class: Dispositions::Retain
To Class: Dispositions::ActionSpecification

Generalization

From Class: Dispositions::Cutoff
To Class: Dispositions::ActionSpecification

Association

DispositionAction is instantiated when a DispositionPlan is created for a new RecordSet. The ActionSpecification's in the DispositionInstruction associated with the DispositionPlan serve as the template.

From Class: Dispositions::DispositionAction
In the Role of: instantiatedAction
Multiplicity: 0..*
Description: A DispositionAction based on the ActionSpecification

To Class: Dispositions::ActionSpecification
In the Role of: specification
Multiplicity: 1
Description: The ActionSpecification that served as the template for the DispositionAction.

Association

Associates the specification of the trigger(s) that can initiate this ActionSpecification (as instantiated in a DispositionAction and occurring in an ActionEvent)

From Class: Dispositions::ActionSpecification
In the Role of: action
Multiplicity: 0..*

Description: The ActionSpecification for which an ActionEventSpecifications (trigger specifications) is associated.

To Class: Dispositions::ActionEventSpecification
In the Role of: trigger
Multiplicity: 1..*
Description: The ActionEventSpecifications (triggers) that can actuate this DispositionActions based on this ActionSpecification

Aggregation

Aggregates ActionSpecification's that constitute a DispositionInstruction.

From Class: Dispositions::ActionSpecification
In the Role of: specifiedAction
Multiplicity: 3..*
Description: An ActionSpecification that is part of the DispositionInstruction

To Class: Dispositions::DispositionActionSequence
In the Role of: isPartOf
Multiplicity: 1
Description: The DispositionInstruction that aggregates the ActionSpecifications that constitute its definition.

Association

Specifies the action sequence of a DispositionInstruction

From Class: Dispositions::ActionSpecification
In the Role of: previous
Multiplicity: 0..1
Description: The action which must occur previous to this action. If there is no "previous" then this must be a Cutoff.

To Class: Dispositions::ActionSpecification
In the Role of: next
Multiplicity: 0..1
Description: The action that will occur after this action. If there is no "next" then this ActionSpecification must be a Transfer or Destroy.

Generalization

From Class: Dispositions::Destroy

To Class: Dispositions::ActionSpecification

Generalization

From Class: Dispositions::Transfer
To Class: Dispositions::ActionSpecification

Class: Dispositions::Cutoff

Cutoff is like a start node in a process specification for actions on a RecordSet. It is most often triggered by a PeriodicEvent, but no matter what triggers it, the action goes immediately to whatever the next step in the process is, i.e., there is no "duration" to the action. (It is in a real sense an "event" in it's own right).

Attributes

Connections

Generalization

From Class: Dispositions::Cutoff
To Class: Dispositions::ActionSpecification

Class: Dispositions::Retain

An action that the RecordSet is to be retained as is for the specified Retain.duration.

The work Hold is often used as synonymous with Retain.

Attributes

Attribute: Retain.duration

Type: duration
Description: The duration for which a RecordSet is to be retained before further action.

Connections

Generalization

From Class: Dispositions::Retain
To Class: Dispositions::ActionSpecification

Class: Dispositions::Move

A move is not a record transfer. It is the change of control to another location without transfer of legal custody. All the metadata stays with RECORDS MANAGEMENT ENVIRONMENT of the legal custodian.

Location of the record has been changed but the legal custody of the record remains the same. If a record is in a Move action it's still part of the disposition.

Location concepts in RMS are not to be thought of as managing a record's physical location in a server farm, for example. Location is a logical concept, not a physical one.

Attributes

Attribute: Move.expectedDuration

Type: duration
Description: The expected duration of the Move action for the RecordSet. This is used for projection of workload & may be updated from time to time to improve the estimate.

Connections

Association

Associates the Move action with its logical destination Organization.

From Class: Dispositions::Move
In the Role of: move
Multiplicity: 0..1
Description: The Move action requiring the move to the Organization

To Class: Party::Organization
In the Role of: destination
Multiplicity: 1
Description: The logical destination (Organization) of the Move action.

Generalization

From Class: Dispositions::Move
To Class: Dispositions::ActionSpecification

Class: Dispositions::Transfer

Legal custody of Record moves from the current organization of provenance to another. At the end of the operation the ManagedRecord would normally be removed from the Records Management Environment. (A transfer certificate might be kept, but that would be another ManagedRecord)

Location concepts in RMS are not to be thought of as specifying a record's physical location in a server farm, for example. Location is a logical concept, not a physical one and refers to an Organization.

Attributes

Attribute: **Transfer.expectedDuration**

Type: duration
Description: The expected duration of the Transfer action for the RecordSet. This is used for projection of workload & may be updated from time to time to improve the estimate.

Connections

Association

Associates a Transfer action with the destination Organization.

From Class: Dispositions::Transfer
In the Role of: action
Multiplicity: 0..1
Description: The transfer action.

To Class: Party::Organization
In the Role of: destination
Multiplicity: 0..1
Description: The destination Organization of the Transfer action.

Generalization

From Class: Dispositions::Transfer

To Class: Dispositions::ActionSpecification

Class: Dispositions::Destroy

This ActionSpecification is one of the "final actions" to be taken against the ManagedRecords in a RecordSet. The ManagedRecords (and their Documents and associated metadata not shared with other ManagedRecords) are destroyed.

Attributes

Attribute: **Destroy.expectedDuration**

Type: duration
Description: The expected duration of the Destroy action. This is used for projection of workload & may be updated from time to time to improve the estimate.

Connections

Generalization

From Class: Dispositions::Destroy

To Class: Dispositions::ActionSpecification

Class: Dispositions::ActionEventSpecification

Used to build DispositionInstruction's which consist of ActionSpecification's whose triggering events must be specified. This is the specification of the events that can be or are used in an ActionSpecification.

Attributes

Attribute: ActionEventSpecification.ID

Type: integer

Description: Unique identifier.

Attribute: ActionEventSpecification.name

Type: string

Description: The name of the ActionEventSpecification

Attribute: ActionEventSpecification.description

Type: string

Description: A text description of the ActionEventSpecification

Connections

Association

Associates an ActionEvent with its defining ActionEventSpecification.

From Class: Dispositions::ActionEvent

In the Role of: event

Multiplicity: 0..*

Description: The specified event.

To Class: Dispositions::ActionEventSpecification

In the Role of: specification

Multiplicity: 1

Description: The event specification.

Association

Associates the specification of the trigger(s) that can initiate this ActionSpecification (as instantiated in a DispositionAction and occurring in an ActionEvent)

From Class: Dispositions::ActionSpecification
In the Role of: action
Multiplicity: 0..*
Description: The ActionSpecification for which an ActionEventSpecifications (trigger specifications) is associated.

To Class: Dispositions::ActionEventSpecification
In the Role of: trigger
Multiplicity: 1..*
Description: The ActionEventSpecifications (triggers) that can actuate this DispositionActions based on this ActionSpecification

Generalization

From Class: Dispositions::ActionEndEvent

To Class: Dispositions::ActionEventSpecification

Generalization

From Class: Dispositions::ExternalEvent

To Class: Dispositions::ActionEventSpecification

Generalization

From Class: Dispositions::SpecificDateEvent

To Class: Dispositions::ActionEventSpecification

Generalization

From Class: Dispositions::PeriodicEvent

To Class: Dispositions::ActionEventSpecification

Class: Dispositions::PeriodicEvent

A periodic event, e.g., year-end, school-year-end, month-end. The instances of this can be numerous and often dependent on the organization (e.g., school-year-end, fiscal-year-end), therefore no attempt to enumerate the possibilities is made. The PeriodicEvent.period must be a string that is interpretable to a system in order to make the DispositionAction.estimatedStartDate's for Cutoff, etc.

Attributes

Attribute: **PeriodicEvent.period**

Type: string

Description: A string representing the event period (e.g., calendar-year-end, fiscal-year-end, month-end, etc.)

Connections

Generalization

From Class: Dispositions::PeriodicEvent

To Class: Dispositions::ActionEventSpecification

Class: Dispositions::SpecificDateEvent

An event that is defined in terms of a specific date/time.

Attributes

Attribute: **SpecificDateEvent.triggerDate**

Type: dateTime

Description: The date/time at which the event is occurs and triggers whatever appropriate DispositionAction's.

Connections

Generalization

From Class: Dispositions::SpecificDateEvent

To Class: Dispositions::ActionEventSpecification

Class: Dispositions::ExternalEvent

An event that is specific to the Records Management Environment deployment, but is not generated (or even necessarily anticipated) by the Environment itself.

Attributes

Connections

Generalization

From Class: Dispositions::ExternalEvent

To Class: Dispositions::ActionEventSpecification

Class: Dispositions::ActionEndEvent

The event of completion of a specific DispositionAction.

Attributes

Connections

Association

Associates an ActionEndEvent with the DispositionAction that ended.

From Class:	Dispositions::ActionEndEvent
In the Role of:	event
Multiplicity:	0..1
Description:	The event of the DispositionAction ending.
To Class:	Dispositions::DispositionAction
In the Role of::	action
Multiplicity:	1
Description:	The DispositionAction that has ended.

Generalization

From Class:	Dispositions::ActionEndEvent
To Class:	Dispositions::ActionEventSpecification

Class: Dispositions::DispositionPlan

The DispositionPlan is an "instantiation" of the DispositionInstruction applied to a particular RecordSet as defined by a Cutoff action. It aggregates DispositionAction's that are similarly derived from ActionSpecification's.

Attributes

Attribute: DispositionPlan.creationDate

Type:	dateTime
Description:	The creation date/time of the DispositionPlan. In many cases this is the same as the cutoffDate of the "previous" RecordSet, however DispositionPlan's may be established ahead of time in anticipation of the Cutoff event.

Connections

Association

Associates a DispositionPlan with the template DispositionInstruction from which it is derived.

From Class: Dispositions::DispositionPlan
In the Role of: plan
Multiplicity: 0..*
Description: The DispositionPlan for the RecordSet(s) based on the DispositionInstruction.

To Class: Dispositions::DispositionInstruction
In the Role of: specification
Multiplicity: 1
Description: The DispositionInstruction that served as the specification for the DispositionPlan

Association

Associates a DispositionPlan with the RecordSet's subject to it.

From Class: Dispositions::RecordSet
In the Role of: recordSet
Multiplicity: 1..*
Description: A RecordSet subject to the DispositionPlan

To Class: Dispositions::DispositionPlan
In the Role of: plan
Multiplicity: 1
Description: The DispositionPlan governing the disposition of the RecordSet.

Aggregation

DispositionPlan is an "instantiation" of a DispositionInstruction which serves as a template of action for any given RecordSet. DispositionPlan's aggregate DispositionAction's which are based on the ActionSpecification's of the DispositionInstruction.

From Class: Dispositions::DispositionAction
In the Role of: actionItem
Multiplicity: 0..*
Description: The action planned or completed for the DispositionPlan

To Class: Dispositions::DispositionPlan
In the Role of: plan
Multiplicity: 1
Description: The DispositionPlan of which the DispositionAction is a part of.

Class: Dispositions::RecordSet

RecordSet's are the fundamental unit of Disposition. DispositionPlan's are applied against RecordSet's. As ManagedRecords are set-aside and assigned RecordCategory's, they are placed in RecordSet's until a Cutoff event (which may be immediate, but more usually associated with a periodicity such as monthly or quarterly). The Cutoff event is the first event in RecordSet's DispositionPlan which dictates its life-cycle.

The ManagedRecords governed by a DispositionPlan are often in one RecordSet; however, they may be partitioned into multiple RecordSet's for any business purpose.

A mandatory partitioning into RecordSet's occurs for suspended records (see the DispositionSuspend Package). Records governed by a particular DispositionPlan but suspended by some Authority are segregated into one or more RecordSet's assigned to the suspension.

Attributes

Attribute: RecordSet.creationDate

Type: dateTime

Description: The creation date/time of the RecordSet. Often corresponds to the cutoffDate of the previous RecordSet subject to the DispositionInstruction. However, the RecordSet (along with its DispositionPlan) may be created in anticipation of the Cutoff.

Attribute: RecordSet.dispositionState

Type: DispositionStatus

Description: The status of final disposition for the RecordSet.

Connections

Association

Collects the ManagedRecords under a RecordSet which is used for its Disposition. RecordSet's are determined by the ManagedRecord's RecordCategoryAssociation as documented in the Category Package and the Dispositions Package.

From Class: ManagedRecord::ManagedRecord

In the Role of: managedRecord

Multiplicity: 0..*

Description: The ManagedRecord assigned to a RecordSet

To Class: Dispositions::RecordSet

In the Role of: recordSet

Multiplicity: 1

Description: The RecordSet containing the ManagedRecord

Association

RecordSet's that are subject to suspension of their disposition form an aggregation of those ManagedRecords.

From Class: Dispositions::DispositionSuspend
In the Role of: dispositionSuspend
Multiplicity: 0..*
Description: The DispositionSuspend that has been levied against the RecordSet

To Class: Dispositions::RecordSet
In the Role of: suspendableRecord
Multiplicity: 1
Description: The RecordSet against which a DispositionSuspend has been levied.

Association

Associates a DispositionPlan with the RecordSet's subject to it.

From Class: Dispositions::RecordSet
In the Role of: recordSet
Multiplicity: 1..*
Description: A RecordSet subject to the DispositionPlan

To Class: Dispositions::DispositionPlan
In the Role of: plan
Multiplicity: 1
Description: The DispositionPlan governing the disposition of the RecordSet.

Enumeration: Dispositions::DispositionStatus

The possible values of dispositionStatus for a ManagedRecord

Attributes

Attribute: DispositionStatus.None

Type: unspecified
Description: No final disposition has been triggered for the ManagedRecord

Attribute: DispositionStatus.InProcess

Type: unspecified

Description: A final disposition has been triggered for this RecordSet. It is in process of Transfer, or Destruction. It should be treated as no longer part of the Records Management Environment. However, it is possible that a suspension can be placed on a RecordSet that has dispositionStatus of "inProcess". Even if the RecordSet has been partially destroyed or transferred, the action is suspended.

Attribute: DispositionStatus.Complete

Type: unspecified

Description: Final disposition has been completed. This is used for transfers and marks the completion of transferring the RecordSet to its destination organization. The RecordSet is now eligible for removal (deletion) from the system. As always, until the RecordSet has actually been deleted, it is subject to DispositionSuspend.

Connections

Class: Dispositions::DispositionAction

DispositionAction is an "instantiation" based on the template ActionSpecification, used to populate a DispositionPlan based on its template, DispositionInstruction.

Attributes

Attribute: DispositionAction.estimatedStartDate

Type: dateTime

Description: The estimated start date/time for the action. This is based on calculations of estimated dates and durations of preceding DispositionAction's and will require update from time to time as more information is know. This is used to help project work loads based on particular actions scheduled for RecordSet's.

Attribute: DispositionAction.estimatedCompletion

Type: dateTime

Description: Based on the estimatedStartDate together with the expectedDuration of the ActionSpecification. If there is no duration attribute, it is assumed to be immediate, i.e., zero duration, e.g., Cutoff.

Attribute: DispositionAction.startDate

Type: dateTime

Description: The actual start date/time of the action.

Attribute: DispositionAction.completedDate

Type: dateTime
Description: The actual completion date/time of the action.

Attribute: DispositionAction.actionNotes

Type: string
Description: Any notation concerning the execution of the DispositionAction.

Connections

Association

DispositionAction is instantiated when a DispositionPlan is created for a new RecordSet. The ActionSpecification's in the DispositionInstruction associated with the DispositionPlan serve as the template.

From Class: Dispositions::DispositionAction
In the Role of: instantiatedAction
Multiplicity: 0..*
Description: A DispositionAction based on the ActionSpecification

To Class: Dispositions::ActionSpecification
In the Role of: specification
Multiplicity: 1
Description: The ActionSpecification that served as the template for the DispositionAction.

Association

Association of a DispositionAction with the ActionEvent that triggered it.

From Class: Dispositions::DispositionAction
In the Role of: triggeredAction
Multiplicity: 1..*
Description: The DispositionActions triggered by the ActionEvent.

To Class: Dispositions::ActionEvent
In the Role of: trigger
Multiplicity: 0..1
Description: The ActionEvent that triggered the DispositionAction

Association

Mirroring the next/previous of the ActionSpecification order, this is an instantiation of those actions as a DispositionPlan for a given RecordSet as determined by Cutoff.

From Class: Dispositions::DispositionAction

In the Role of: next
Multiplicity: 0..1
Description: The next DispositionAction to be performed or to be performed.

To Class: Dispositions::DispositionAction
In the Role of: previous
Multiplicity: 0..1
Description: The previous DispositionAction to be performed or to be performed.

Aggregation

DispositionPlan is an "instantiation" of a DispositionInstruction which serves as a template of action for any given RecordSet. DispositionPlan's aggregate DispositionAction's which are based on the ActionSpecification's of the DispositionInstruction.

From Class: Dispositions::DispositionAction
In the Role of: actionItem
Multiplicity: 0..*
Description: The action planned or completed for the DispositionPlan

To Class: Dispositions::DispositionPlan
In the Role of: plan
Multiplicity: 1
Description: The DispositionPlan of which the DispositionAction is a part of.

Association

Associates an ActionEndEvent with the DispositionAction that ended.

From Class: Dispositions::ActionEndEvent
In the Role of: event
Multiplicity: 0..1
Description: The event of the DispositionAction ending.

To Class: Dispositions::DispositionAction
In the Role of: action
Multiplicity: 1
Description: The DispositionAction that has ended.

Class: Dispositions::SuspendEvent

A SuspendEvent can be the action of a court, in which case it is a suspend order or it may be the result of an action by a record manager or some other authorized party. The SuspendEvent is associated with the DispositionSuspend's that it is responsible for. The

DispositionSuspend's apply to RecordSet's. Under discovery the SuspendEvent can expand the ManagedRecords affected by adding them to a RecordSet (when subject to the same DispositionPlan), or by creating new RecordSet's under previously unaffected DispositionPlan's.

Attributes

Attribute: SuspendEvent.id

Type: ID
Description: Unique Identifier

Attribute: SuspendEvent.description

Type: string
Description: Text Description of the SuspendEvent (e.g., the court order or some other action that causes

Attribute: SuspendEvent.name

Type: string
Description: Name of the SuspendEvent

Attribute: SuspendEvent.date

Type: dateTime
Description: The date/time that the SuspendEvent occurred.

Attribute: SuspendEvent.type

Type: string
Description: The type of the SuspendEvent. These values are locally defined.

Connections

Association

Associates an SuspendEvent with the Authority which declared it.

From Class: Dispositions::SuspendEvent
In the Role of: suspendEvent
Multiplicity: 0..*
Description: The authorized SuspendEvent.

To Class: Party::Authority
In the Role of: authority
Multiplicity: 1
Description: The Authority declaring the SuspendEvent.

Association

Associates the SuspendEvent with the DispositionSuspend's that have been established in compliance with the SuspendEvent.

From Class: Dispositions::SuspendEvent
In the Role of: suspendCause
Multiplicity: 1
Description: The SuspendEvent that resulted in the DispositionSuspend.

To Class: Dispositions::DispositionSuspend
In the Role of: dispositionSuspend
Multiplicity: 0..*
Description: One of the DispositionSuspend's that resulted from a SuspendEvent.

Class: Dispositions::DispositionSuspend

One or more DispositionSuspend can be placed against a RecordSet. If the RecordSet has records that are not to be suspended then the RecordSet is repartitioned so that the DispositionSuspend applies to a RecordSet in its entirety.

No interim or final disposition can be executed on a ManagedRecord in a RecordSet that has a DispositionSuspend unless that DispositionSuspend has a SuspensionRevocation associated with it.

Attributes

Attribute: DispositionSuspend.id

Type: ID
Description: Unique identifier

Attribute: DispositionSuspend.description

Type: string
Description: A textual description of the DispositionSuspend.

Attribute: DispositionSuspend.date

Type: dateTime
Description: The date/time of the creation of the DispositionSuspend.

Connections

Association

RecordSet's that are subject to suspension of their disposition form an aggregation of those ManagedRecords.

From Class: Dispositions::DispositionSuspend
In the Role of: dispositionSuspend

Multiplicity: 0..*
Description: The DispositionSuspend that has been levied against the RecordSet

To Class: Dispositions::RecordSet
In the Role of: suspendableRecord
Multiplicity: 1
Description: The RecordSet against which a DispositionSuspend has been levied.

AssociationClass

Records the authorized revocation of a particular DispositionSuspend.

From Class: Party::Authority
In the Role of: revocationAuthority
Multiplicity: 0..1
Description: The Authority authorizing the revocation of a DispositionSuspend.

To Class: Dispositions::DispositionSuspend
In the Role of: revokedSuspension
Multiplicity: 0..1
Description: A DispositionSuspend revoked by the Authority.

Association

Associates the SuspendEvent with the DispositionSuspend's that have been established in compliance with the SuspendEvent.

From Class: Dispositions::SuspendEvent
In the Role of: suspendCause
Multiplicity: 1
Description: The SuspendEvent that resulted in the DispositionSuspend.

To Class: Dispositions::DispositionSuspend
In the Role of: dispositionSuspend
Multiplicity: 0..*
Description: One of the DispositionSuspend's that resulted from a SuspendEvent.

AssociationClass: Dispositions::SuspensionRevocation

A SuspensionRevocation releases a RecordSet from a particular DispositionSuspend. Note that a RecordSet can be under multiple DispositionSuspend's. Only when all DispositionSuspend's have been revoked through the creation of a SuspensionRevocation authorized by a suitable Party can final disposition proceed.

Attributes

Attribute: SuspensionRevocation.id

Type: ID
Description: Unique identifier

Attribute: SuspensionRevocation.date

Type: dateTime
Description: The date/time that the SuspensionRevocation is authorized.

Attribute: SuspensionRevocation.description

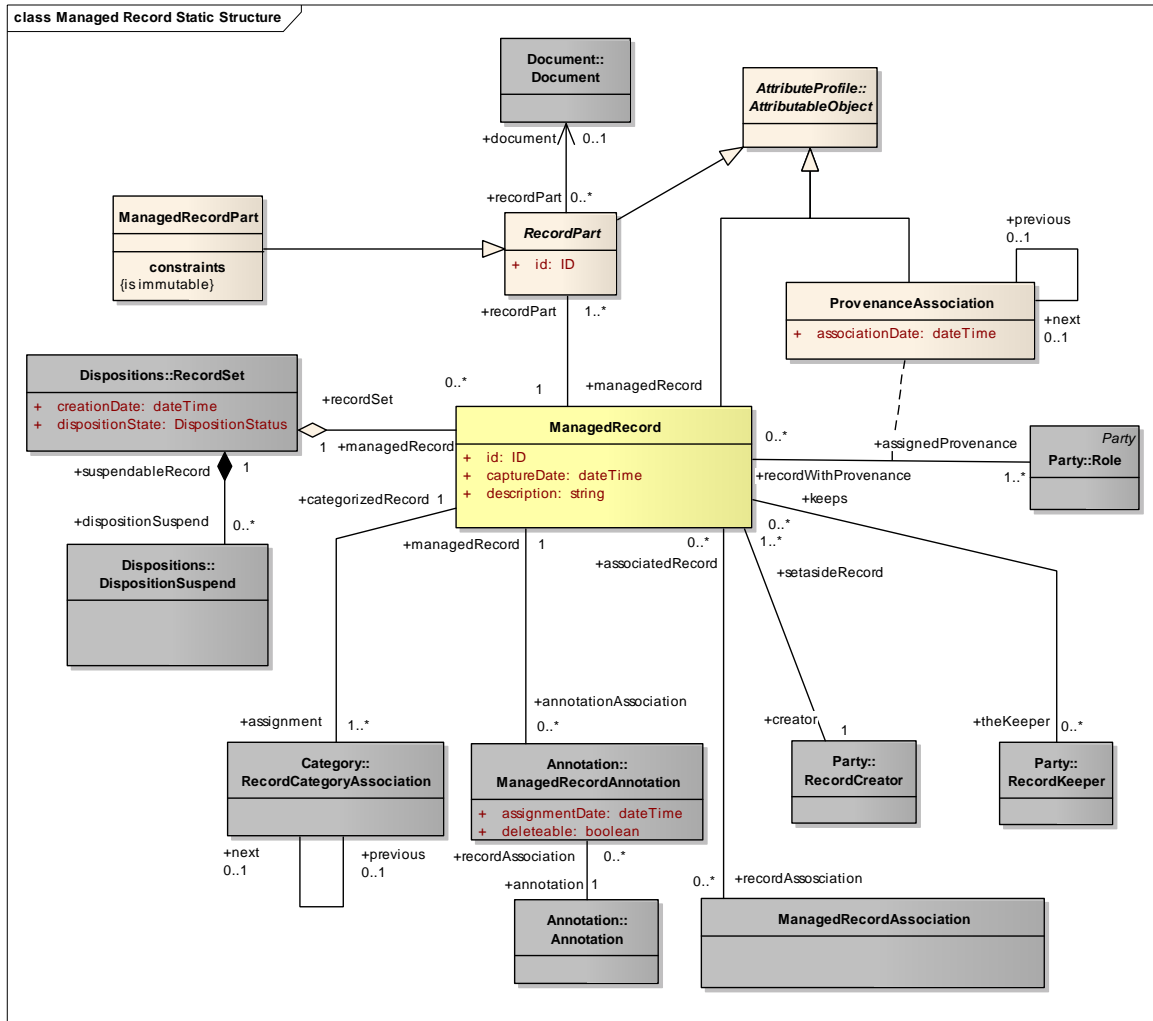
Type: string
Description: A textual description of the SuspensionRevocation

Connections

Package: ManagedRecord

The ManagedRecord package collects the elements needed to support the basic concepts of a ManagedRecord. It is shown here in its full context of many of the key concepts associated with managing a record.

Managed Record Static Structure

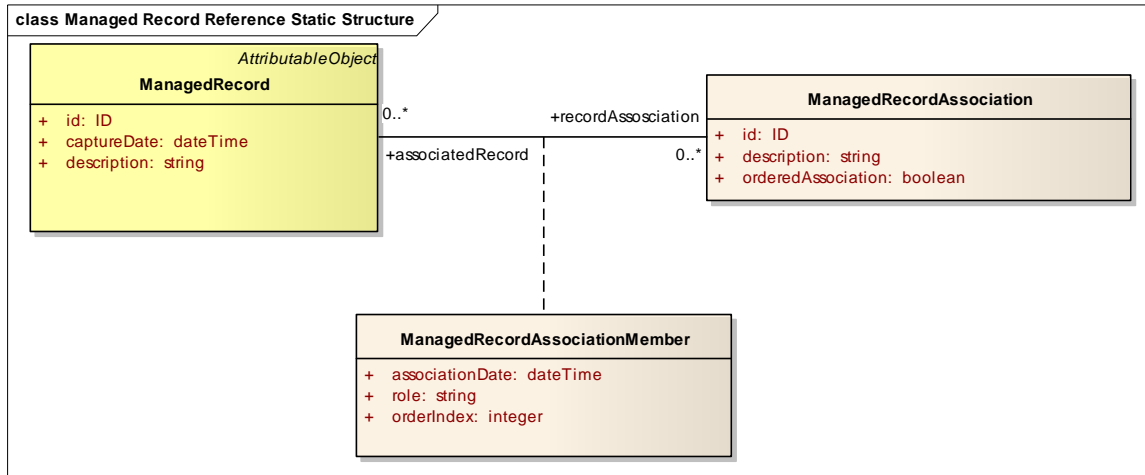


ManagedRecord is shown here in its full context of the key concepts of managing a record. The ManagedRecord always has a ProvenanceAssociation that documents the custodial organization responsible for the ManagedRecord. A ManagedRecord can consist of many RecordPart's which are Document's (i.e., bit streams). The "usual" ManagedRecord (i.e., a record that is not a Case File) are comprised of immutable RecordPart's which is to say that once a ManagedRecord is "set aside" there can be no changes to the RecordPart's (either by deletion or addition), or to their corresponding Document.

This specification is not prescriptive as to what is and what is not a record to be managed under these services. Each organization should comply with what is legally ascribed to their definition of record. In order to eliminate conflict for implementation, the description used to create the services is provided without prejudice to any formal, legal, or socially accepted definitions that may exist. "The reader is reminded the business owner decides when and what to set aside as a record. When that decision is made the functions described in the services can be applied to the record, assuring its proper

management and disposition. The record as set aside by the business owner remains unchanged even as the records management attributes are populated and updated during its life-cycle. The sum of a record and its records management attributes (current and historical) is a managed record." Interagency Project Team and the Records Management Service Components Program Office of the National Archives and Records Administration, Functional Requirements, Attributes, and Unified Modeling Language Class Diagrams for Records Management Services, September 7, 2006

Managed Record Reference Static Structure



ManagedRecordAssociation supports the grouping of ManagedRecords into groups (ordered or unordered, differentiated or undifferentiated) for any business purpose.

Class: ManagedRecord::ManagedRecordPart

Associates a ManagedRecord with Documents for ManagedRecords which are not CaseFileRecord's.

Attributes

Connections

Constraint Name: is immutable

Generalization

From Class: ManagedRecord::ManagedRecordPart

To Class: ManagedRecord::RecordPart

Class: ManagedRecord::RecordPart

A ManagedRecord can be comprised of numerous Documents (bit strings) as collected by RecordPart.

Attributes

Attribute: RecordPart.id

Type: ID
Description: Unique Identifier

Connections

Constraint Name: Only a CaseFilePart can point to no Document.

Generalization

From Class: CaseFile::CaseFilePart
To Class: ManagedRecord::RecordPart

Generalization

From Class: ManagedRecord::ManagedRecordPart
To Class: ManagedRecord::RecordPart

Generalization

From Class: ManagedRecord::RecordPart
To Class: AttributeProfile::AttributableObject

Association

Associates the ManagedRecord with the Documents that comprise it.

From Class: ManagedRecord::RecordPart
In the Role of: recordPart
Multiplicity: 0..*
Description: The part membership of a document in a ManagedRecord.

To Class: Document::Document
In the Role of:: document
Multiplicity: 0..1
Description: The document that is part of the ManagedRecord

Association

Collects the Documents (bit streams) that constitute the ManagedRecord. A Document can be included in more than one ManagedRecord. If a ManagedRecord containing the Document is "destroyed", the Document will only be "destroyed" if it does not participate in any other ManagedRecord. This happens when a Document serves more than one business purpose or task the artifacts of which are being managed in the Records Management Environment.

From Class: ManagedRecord::ManagedRecord
In the Role of: managedRecord
Multiplicity: 1
Description: The ManagedRecord

To Class: ManagedRecord::RecordPart
In the Role of: recordPart
Multiplicity: 1..*
Description: One of the Documents (perhaps the only) that comprise the ManagedRecord.

Class: ManagedRecord::ManagedRecord

An instance of this class represents one distinct managed record. All information associated with this particular managed record is held in instances of related classes linked to this instance of ManagedRecord.

All relationships between ManagedRecord and the associated classes constituting the complete information set for one managed record are designed in a way, so that deletion of the ManagedRecord instance causes the automatic deletion of all other instances constituting this information set.

This specification is not prescriptive as to what is and what is not a record to be managed under these services. Each organization should comply with what is legally ascribed to their definition of record. In order to eliminate conflict for implementation, the description used to create the services is provided without prejudice to any formal, legal, or socially accepted definitions that may exist. "The reader is reminded the business owner decides when and what to set aside as a record. When that decision is made the functions described in the services can be applied to the record, assuring its proper management and disposition. The record as set aside by the business owner remains unchanged even as the records management attributes are populated and updated during its life-cycle. The sum of a record and its records management attributes (current and historical) is a managed record." Interagency Project Team and the Records Management Service Components Program Office of the National Archives and Records Administration, Functional Requirements, Attributes, and Unified Modeling Language Class Diagrams for Records Management Services, September 7, 2006

Attributes

Attribute: ManagedRecord.id

Type: ID
Description: Unique Identifier

Attribute: ManagedRecord.captureDate

Type: dateTime
Description: The date/time that the Record was set-aside for treatment as a ManagedRecord.

Attribute: ManagedRecord.description

Type: string
Description: Text describing the ManagedRecord

Connections

Constraint Name: ManagedRecord has RecordPart's which are ManagedRecordPart's unless the ManagedRecord is a CaseFileRecord

Generalization

From Class: CaseFile::CaseFileRecord

To Class: ManagedRecord::ManagedRecord

Generalization

From Class: ManagedRecord::ManagedRecord

To Class: AttributeProfile::AttributableObject

Association

Documents the Party which set-aside the ManagedRecord

From Class: ManagedRecord::ManagedRecord

In the Role of: setasideRecord

Multiplicity: 1..*

Description: The ManagedRecord.

To Class: Party::RecordCreator

In the Role of: creator

Multiplicity: 1

Description: The Party that set-aside (created) the ManagedRecord. This has nothing to do with who created the Documents that comprise the ManagedRecord.

AssociationClass

Records the current and historical provenance of the ManagedRecord.

From Class: Party::Role
In the Role of: assignedProvenance
Multiplicity: 1..*
Description: The Role to whom or which the Provenance of the ManagedRecord is assigned in this ProvenanceAssociation.

To Class: ManagedRecord::ManagedRecord
In the Role of:: recordWithProvenance
Multiplicity: 0..*
Description: The provenance of the ManagedRecord as recorded in this ProvenanceAssociation.

AssociationClass

Links ManagedRecord's into 0, 1 or more groupings (ManagedRecordAssociation's). ManagedRecordAssociation's may be empty, i.e., they are pre-defined and waiting for members to be assigned.

From Class: ManagedRecord::ManagedRecord
In the Role of: associatedRecord
Multiplicity: 0..*
Description: The ManagedRecord in the ManagedRecordAssociation.

To Class: ManagedRecord::ManagedRecordAssociation
In the Role of:: recordAssociation
Multiplicity: 0..*
Description: The ManagedRecordAssociation to which the ManagedRecord belongs.

Aggregation

Associates ManagedRecords and the AuthenticationResults that apply to them.

From Class: Authenticity::AuthenticationResult
In the Role of: authenticationResults
Multiplicity: 0..*
Description: The result of applying a particular AuthenticationMethod to a ManagedRecord

To Class: ManagedRecord::ManagedRecord
In the Role of:: authenticatedRecord
Multiplicity: 1
Description: The ManagedRecord to which an AuthenticationResult applies.

Association

Links a ManagedRecord to its Annotations through ManagedRecordAnnotation.

From Class: ManagedRecord::ManagedRecord
In the Role of: managedRecord
Multiplicity: 1
Description: The annotated ManagedRecord

To Class: Annotation::ManagedRecordAnnotation
In the Role of: annotationAssociation
Multiplicity: 0..*
Description: The associations of the ManagedRecord to its associations with Annotations.

Association

Collects the ManagedRecords under a RecordSet which is used for its Disposition. RecordSet's are determined by the ManagedRecord's RecordCategoryAssociation as documented in the Category Package and the Dispositions Package.

From Class: ManagedRecord::ManagedRecord
In the Role of: managedRecord
Multiplicity: 0..*
Description: The ManagedRecord assigned to a RecordSet

To Class: Dispositions::RecordSet
In the Role of: recordSet
Multiplicity: 1
Description: The RecordSet containing the ManagedRecord

Association

A ManagedRecord is associated with a RecordCategory through RecordCategoryAssociation. A ManagedRecord is associated with a single RecordCategory at a time. If the Category is not known at time of ManagedRecord set-aside, then it is assigned a default such as "Unknown" or "To Be Determined". The history of RecordCategoryAssociation's are kept through prev/next relationship on RecordCategoryAssociation. The current RecordCategoryAssociation is the latest assigned.

From Class: ManagedRecord::ManagedRecord
In the Role of: categorizedRecord
Multiplicity: 1
Description: The ManagedRecord being categorized.

To Class: Category::RecordCategoryAssociation
In the Role of: assignment
Multiplicity: 1..*
Description: The Category to which the ManagedRecord has been assigned through RecordCategoryAssociation.

Association

Collects the Documents (bit streams) that constitute the ManagedRecord. A Document can be included in more than one ManagedRecord. If a ManagedRecord containing the Document is "destroyed", the Document will only be "destroyed" if it does not participate in any other ManagedRecord. This happens when a Document serves more than one business purpose or task the artifacts of which are being managed in the Records Management Environment.

From Class: ManagedRecord::ManagedRecord
In the Role of: managedRecord
Multiplicity: 1
Description: The ManagedRecord

To Class: ManagedRecord::RecordPart
In the Role of: recordPart
Multiplicity: 1..*
Description: One of the Documents (perhaps the only) that comprise the ManagedRecord.

Association

Documents the ManagedRecord's currently assigned RecordKeeper. The current RecordKeeper is identified by the latest assigned RecordKeeper

From Class: Party::RecordKeeper
In the Role of: theKeeper
Multiplicity: 0..*
Description: The ManagedRecord's assigned RecordKeeper

To Class: ManagedRecord::ManagedRecord
In the Role of: keeps
Multiplicity: 0..*
Description: The Party that serves as RecordKeeper for the ManagedRecord.

Class: ManagedRecord::ManagedRecordAssociation

An Association (group) in which a ManagedRecord can participate. The ManagedRecordAssociation may be ordered.

Attributes

Attribute: **ManagedRecordAssociation.id**

Type: ID
Description: Unique Identifier

Attribute: **ManagedRecordAssociation.description**

Type: string
Description: Textual description of the association (grouping) of ManagedRecords.

Attribute: **ManagedRecordAssociation.orderedAssociation**

Type: boolean
Description: When "True" it means that the ManagedRecordAssociation is ordered. The order of a particular ManagedRecord is designated by ManagedRecordAssociationMember.orderIndex

Connections

AssociationClass

Links ManagedRecord's into 0, 1 or more groupings (ManagedRecordAssociation's). ManagedRecordAssociation's may be empty, i.e., they are pre-defined and waiting for members to be assigned.

From Class: ManagedRecord::ManagedRecord
In the Role of: associatedRecord
Multiplicity: 0..*
Description: The ManagedRecord in the ManagedRecordAssociation.

To Class: ManagedRecord::ManagedRecordAssociation
In the Role of: recordAssosiation
Multiplicity: 0..*
Description: The ManagedRecordAssociation to which the ManagedRecord belongs.

AssociationClass: ManagedRecord::ManagedRecordAssociationMember

Records membership of a ManagedRecord in a ManagedRecordAssociation. It documents the role (if any) of the ManagedRecord membership in the ManagedRecordAssociation, and the order (if any) of the membership in the ManagedRecordAssociation.

Attributes

Attribute: **ManagedRecordAssociationMember.associationDate**

Type: dateTime
Description: The date/time that the ManagedRecord was added to the ManagedRecordAssociation.

Attribute: ManagedRecordAssociationMember.role

Type: string
Description: The role of the ManagedRecord in the ManagedRecordAssociation.

Attribute: ManagedRecordAssociationMember.orderIndex

Type: integer
Description: The order (if any) of the ManagedRecord in the ManagedRecordAssociation.

Connections

AssociationClass: ManagedRecord::ProvenanceAssociation

Documents the custodial organization responsible for the ManagedRecord. The initial organization is derived from the RecordCreator.

Attributes

Attribute: ProvenanceAssociation.associationDate

Type: dateTime
Description: The date/time that the Provenance was assigned.

Connections

Generalization

From AssociationClass: ManagedRecord::ProvenanceAssociation

To Class: AttributeProfile::AttributableObject

Association

Provides a link to historical (if any) assignments of provenance.

From AssociationClass: ManagedRecord::ProvenanceAssociation

In the Role of: next

Multiplicity: 0..1

Description: The ProvenanceAssociation superceding this one. (If there is none, this is the current ProvenanceAssociation).

To AssociationClass: ManagedRecord::ProvenanceAssociation

In the Role of: previous

Multiplicity: 0..1

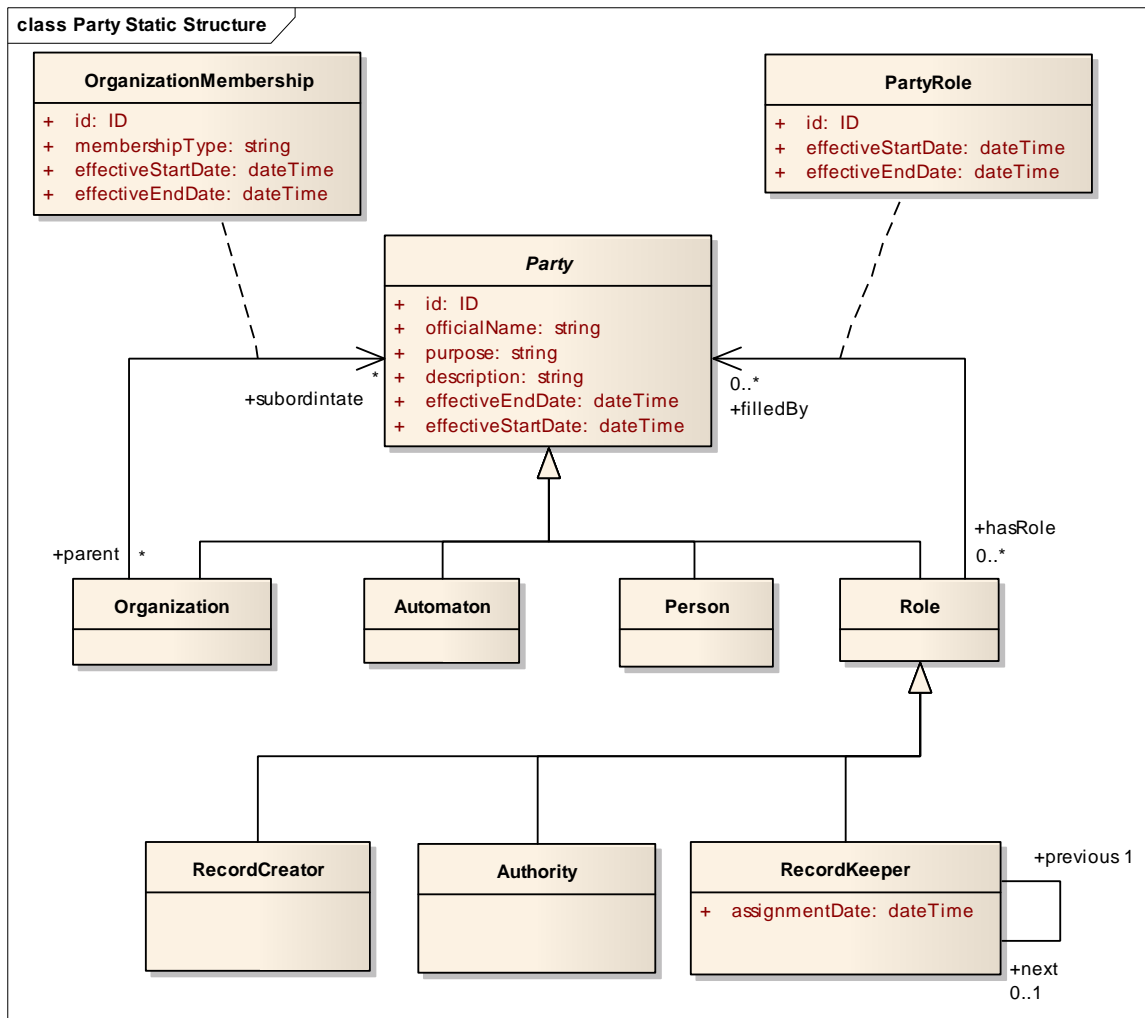
Description: The ProvenanceAssociation preceding this one.

Package: Party

The Party package collects the elements necessary for assigning responsibility of actions and custodianship in a records management environment. It is not the organization structure.

The Party Model is related to the organizational structure of the organization in which records are being managed, but is not identical to it. The purpose of the model is to be able to express Provenance and to identify the Roles in the organization that attribute aspects of the Managed Record.

Party Static Structure



The Party Model is related to the organizational structure of the organization in which records are being managed, but is not identical to it. The purpose of the model is to be

able to express Provenance and to identify the Roles in the organization that attribute aspects of the Managed Record.

Provenance is minimally specified by the top-level organization authorized as a valid organization for Provenance. If there is an organization that contains it, it is not instantiated in this model.

Provenance can be expressed in greater detail through a chain of suborganizations. However, at the discretion of the organization, some suborganizations are not expressed in the Provenance chain, in which case the Party's belonging to it are "collapsed" into its containing suborganization. These "suppressed" organizations are not instantiated in this model.

Though related to the overall organizational structure, there is no requirement for it to be wholly consistent. The intent is to provide the designation of Provenance consistent with the business practices of the organization.

The organization structure can be determined for any point in time using the .effectiveStartDate and .effectiveEndDate on the Party, OrganizationMembership, and PartyRole classes.

Class: Party::Automaton

Some automated system that may serve in the generation or set-aside of records.

Attributes

Connections

Generalization

From Class: Party::Automaton

To Class: Party::Party

AssociationClass: Party::OrganizationMembership

Used to indicate the membership of a Party in an organization and the type of that membership. .

Attributes

Attribute: OrganizationMembership.id

Type: ID

Description: Unique identifier

Attribute: OrganizationMembership.membershipType

Type: string

Description: The type of membership in an Organization. This can be anything that serves the business case of the organization owning the Records Management Environment.

Attribute: OrganizationMembership.effectiveStartDate

Type: dateTime

Description: The effective start date of the membership.

Attribute: OrganizationMembership.effectiveEndDate

Type: dateTime

Description: The effectiveEndDate of the membership.

Connections

AssociationClass: Party::PartyRole

PartyRole indicates the Party that fills a particular Role, if known.

Attributes

Attribute: PartyRole.id

Type: ID

Description: Unique identifier.

Attribute: PartyRole.effectiveStartDate

Type: dateTime

Description: The effective date/time that the Role was filled by the Party.

Attribute: PartyRole.effectiveEndDate

Type: dateTime

Description: The effective date/time that the Party was removed from the Role.

Connections

Class: Party::Authority

Authority's are used to cite the Authority through which an action or assignment was authorized. Used for such things as an Annotation denoting security classification, the Suspension or SuspensionRevocation of a record, etc.

Attributes

Connections

Association

Relates the CategorizationSchema to the Authority that has approved it.

From Class: Category::CategorizationSchema
In the Role of: recordSchedule
Multiplicity: 0..*
Description: The approved CategorizationSchema

To Class: Party::Authority
In the Role of: authority
Multiplicity: 1
Description: The Authority that approved the CategorizationSchema

Association

The Authority for the creation of the CaseFileRecord.

From Class: CaseFile::CaseFileRecord
In the Role of: record
Multiplicity: 0..*
Description: The authorized CaseFileRecord.

To Class: Party::Authority
In the Role of: authority
Multiplicity: 1
Description: The Authority that authorized the creation of the CaseFileRecord.

Association

The Authority for the CaseFileRecordDefinition

From Class: CaseFile::CaseFileRecordDefinition
In the Role of: definition
Multiplicity: 0..*
Description: The authorized CaseFileRecordDefinition.

To Class: Party::Authority
In the Role of: authority
Multiplicity: 1
Description: The Authority authorizing the CaseFileRecordDefinition.

Association

Associates a DispositionInstruction with the Authority that approved it.

From Class: Party::Authority
In the Role of: dispositionAuthority
Multiplicity: 1
Description: The Authority that approved the DispositionInstruction.

To Class: Dispositions::DispositionInstruction
In the Role of: dispositionInstruction
Multiplicity: 0..*
Description: The DispositionInstruction approved by the Authority.

Association

The Authority under which the CaseFileAction was taken.

From Class: CaseFile::CaseFileAction
In the Role of: action
Multiplicity: 0..*
Description: The authorized CaseFileAction.

To Class: Party::Authority
In the Role of: authority
Multiplicity: 1
Description: The Authority under which the CaseFileAction was performed.

Association

Associates an Annotation with the Party responsible for authorizing it.

From Class: Party::Authority
In the Role of: authority
Multiplicity: 0..1
Description: The Authority for the Annotation

To Class: Annotation::Annotation
In the Role of: authorizedAnnotation
Multiplicity: 0..*
Description: The authorized Annotation.

Generalization

From Class: Party::Authority

To Class: Party::Role

AssociationClass

Records the authorized revocation of a particular DispositionSuspend.

From Class: Party::Authority
In the Role of: revocationAuthority
Multiplicity: 0..1

Description: The Authority authorizing the revocation of a DispositionSuspend.

To Class: Dispositions::DispositionSuspend
In the Role of: revokedSuspension
Multiplicity: 0..1
Description: A DispositionSuspend revoked by the Authority.

Association

Associates an SuspendEvent with the Authority which declared it.

From Class: Dispositions::SuspendEvent
In the Role of: suspendEvent
Multiplicity: 0..*
Description: The authorized SuspendEvent.

To Class: Party::Authority
In the Role of: authority
Multiplicity: 1
Description: The Authority declaring the SuspendEvent.

Class: Party::Organization

Organization is used to represent the hierarchy of departments and the participants in each organization (Automaton's, Person's, Role's). It is also used to indicate external organizations which are used as Authority's etc. to document aspects of the ManagedRecord.

Attributes

Connections

Association

Associates a Transfer action with the destination Organization.

From Class: Dispositions::Transfer
In the Role of: action
Multiplicity: 0..1
Description: The transfer action.

To Class: Party::Organization
In the Role of: destination
Multiplicity: 0..1
Description: The destination Organization of the Transfer action.

Association

Associates the Move action with its logical destination Organization.

From Class: Dispositions::Move
In the Role of: move
Multiplicity: 0..1
Description: The Move action requiring the move to the Organization

To Class: Party::Organization
In the Role of: destination
Multiplicity: 1
Description: The logical destination (Organization) of the Move action.

AssociationClass

A subtype of Party representing an organizational unit for the purposes of assigning Provenance. It does not necessarily correspond with the "customary" concept of organization structure.

From Class: Party::Organization
In the Role of: parent
Multiplicity: *
Description: A containing organization.

To Class: Party::Party
In the Role of: subordinate
Multiplicity: *
Description: A Party contained in the organization.

Generalization

From Class: Party::Organization
To Class: Party::Party

Class: Party::Party

Party is the abstract supertype of all participants in the organization.

Attributes

Attribute: Party.id

Type: ID
Description: Unique identifier.

Attribute: Party.officialName

Type: string
Description: The official name of the Party.

Attribute: Party.purpose

Type: string

Description: The purpose of the Party in the Records Management Environment.

Attribute: Party.description

Type: string

Description: A textual description of the Party

Attribute: Party.effectiveEndDate

Type: dateTime

Description: The date/time of the end of the Party's participation in the Records Management Environment.

Attribute: Party.effectiveStartDate

Type: dateTime

Description: The date/time of the start of the Party's participation in the Records Management Environment.

Connections

AssociationClass

Associates a Role with the Party that fills it.

From Class: Party::Role

In the Role of: hasRole

Multiplicity: 0..*

Description: The roles held by a Party.

To Class: Party::Party

In the Role of:: filledBy

Multiplicity: 0..*

Description: The Partys filling a Role.

AssociationClass

A subtype of Party representing an organizational unit for the purposes of assigning Provenance. It does not necessarily correspond with the "customary" concept of organization structure.

From Class: Party::Organization

In the Role of: parent

Multiplicity: *

Description: A containing organization.

To Class: Party::Party

In the Role of:: subordintate

Multiplicity: *

Description: A Party contained in the organization.

Generalization

From Class: Party::Automaton

To Class: Party::Party

Association

Associates the Annotation with the Party that created it.

From Class: Annotation::Annotation
In the Role of: annotation
Multiplicity: 0..*
Description: The created annotation.

To Class: Party::Party
In the Role of: creator
Multiplicity: 1
Description: The creator of the annotation

Generalization

From Class: Party::Organization

To Class: Party::Party

Association

Documents the Party that annotated the ManagedRecord

From Class: Annotation::ManagedRecordAnnotation
In the Role of: managedRecordAnnotation
Multiplicity: 0..*
Description: The association of an Annotation with its ManagedRecord as created by the Party

To Class: Party::Party
In the Role of: annotator
Multiplicity: 1
Description: The Party which created the association between the ManagedRecord and its Annotation.

Generalization

From Class: Party::Role

To Class: Party::Party

Generalization

From Class: Party::Person

To Class: Party::Party

Class: Party::Person

Your typical or non-typical homo-sapiens.

Attributes

Connections

Generalization

From Class: Party::Person

To Class: Party::Party

Class: Party::RecordCreator

Record Creator is a person, juridical person, organization or system (e.g., consolidation of real-time data into reports that are officially distributed.) However, the role must trace up to an organization (agency in the case of government)

Ultimately, only an agency (organization) has provenance. Provenance can be established "lower" in the organization as long as it ultimately resolves to the agency (organization) at the top-level.

Attributes

Connections

Association

Documents the Party which set-aside the ManagedRecord

From Class: ManagedRecord::ManagedRecord

In the Role of: setasideRecord

Multiplicity: 1..*

Description: The ManagedRecord.

To Class: Party::RecordCreator

In the Role of: creator

Multiplicity: 1

Description: The Party that set-aside (created) the ManagedRecord. This has nothing to do with who created the Documents that comprise the ManagedRecord.

Generalization

From Class: Party::RecordCreator

To Class: Party::Role

Class: Party::RecordKeeper

The administrative entity, unit, office, or person responsible for the custody and ongoing management of the records during their active business use.

Attributes

Attribute: RecordKeeper.assignmentDate

Type: dateTime

Description: The date/time that a RecordKeeper was assigned to one or more ManagedRecords.

Connections

Association

Documents the ManagedRecord's currently assigned RecordKeeper. The current RecordKeeper is identified by the latest assigned RecordKeeper

From Class: Party::RecordKeeper

In the Role of: theKeeper

Multiplicity: 0..*

Description: The ManagedRecord's assigned RecordKeeper

To Class: ManagedRecord::ManagedRecord

In the Role of: keeps

Multiplicity: 0..*

Description: The Party that serves as RecordKeeper for the ManagedRecord.

Association

Keeps the history of RecordKeeper's for specific ManagedRecords.

From Class: Party::RecordKeeper

In the Role of: next

Multiplicity: 0..1

Description: The next RecordKeeper (if there is no next, this is the current RecordKeeper).

To Class: Party::RecordKeeper
In the Role of: previous
Multiplicity: 1
Description: The previous RecordKeeper.

Generalization

From Class: Party::RecordKeeper

To Class: Party::Role

Class: Party::Role

A role in the organization which can be filled by some Party.

Attributes

Connections

Association

Creator of the CategorizationSchema

From Class: Category::CategorizationSchema
In the Role of: schema
Multiplicity: 0..*
Description: The created CategorizationSchema.

To Class: Party::Role
In the Role of: creator
Multiplicity: 1
Description: The creator of the CategorizationSchema

Association

Documents the Role that performs an Activity

From Class: Category::Activity
In the Role of: performs
Multiplicity: 0..*
Description: Activity performed by a Role

To Class: Party::Role
In the Role of: performedBy
Multiplicity: 1

Description: Role that performs an Activity

Association

Creator of the CaseFileRecordDefinition

From Class: CaseFile::CaseFileRecordDefinition
In the Role of: definition
Multiplicity: 1
Description: The definition of the CaseFileRecord

To Class: Party::Role
In the Role of: creator
Multiplicity: 0..*
Description: The creator of the CaseFileRecordDefinition

Association

CaseFileRecord creator

From Class: Party::Role
In the Role of: creator
Multiplicity: 1
Description: Creator of the CaseFileRecord

To Class: CaseFile::CaseFileRecord
In the Role of: record
Multiplicity: 0..*
Description: The created CaseFileRecord.

Association

Creator of the DispositionInstruction

From Class: Dispositions::DispositionInstruction
In the Role of: dispositionInstruction
Multiplicity: 0..*
Description: The creator of the DispositionInstruction

To Class: Party::Role
In the Role of: creator
Multiplicity: 1
Description: The created DispositionInstruction

Association

The actor that performed the recorded action

From Class: CaseFile::CaseFileAction
In the Role of: action
Multiplicity: 0..*
Description: The action taken by the actor on the CaseFileRecord.

To Class: Party::Role
In the Role of: actor
Multiplicity: 1
Description: The actor performing the action on the CaseFileRecord.

AssociationClass

Records the current and historical provenance of the ManagedRecord.

From Class: Party::Role
In the Role of: assignedProvenance
Multiplicity: 1..*
Description: The Role to whom or which the Provenance of the ManagedRecord is assigned in this ProvenanceAssociation.

To Class: ManagedRecord::ManagedRecord
In the Role of: recordWithProvenance
Multiplicity: 0..*
Description: The provenance of the ManagedRecord as recorded in this ProvenanceAssociation.

Generalization

From Class: Party::Authority

To Class: Party::Role

AssociationClass

Associates a Role with the Party that fills it.

From Class: Party::Role
In the Role of: hasRole
Multiplicity: 0..*
Description: The roles held by a Party.

To Class: Party::Party
In the Role of: filledBy
Multiplicity: 0..*
Description: The Partys filling a Role.

Generalization

From Class: Party::Role

To Class: Party::Party

Generalization

From Class: Party::RecordKeeper

To Class: Party::Role

Generalization

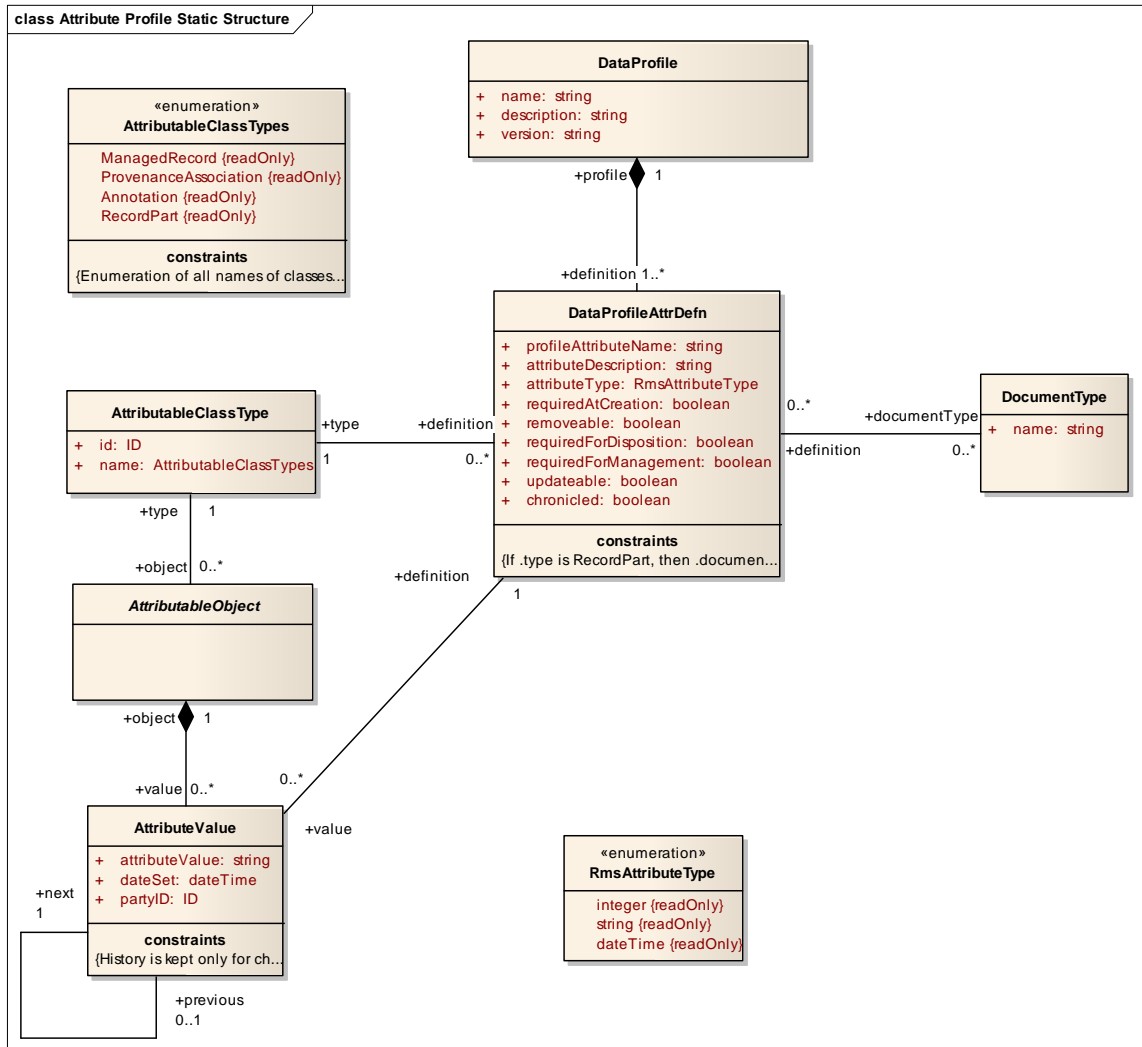
From Class: Party::RecordCreator

To Class: Party::Role

2.8.3 Package: AttributeProfile

The AttributeProfile package provides the capability of specifying attribution by class type for the major RECORDS MANAGEMENT classes. This enables attribution based on the business context of the RECORDS MANAGEMENT environment allowing attribution according to such standards as DoD 5015.2, Dublin Core, etc.

Attribute Profile Static Structure



The AttributeProfile provides the capability of specifying attribution by class type for the major RECORDS MANAGEMENT classes. This enables attribution based on the business context of the RECORDS MANAGEMENT environment allowing attribution according to such standards as DoD 5015.2, Dublin Core, etc.

A DataProfile is a named collection of attribute definitions. Specific constraints on the behavior of the attributes in a records management environment is specified through the DataProfileAttrDefn. The type of data represented by the AttributeValue.attributeValue is specified here as well.

The types of objects that can be specified for attribution in the RMS are enumerated in AttributionClassTypes

If the object specified by a DataProfileAttrDefn is a RecordPart, it must specify one or more DocumentType's to which the attribute applies

Class: AttributeProfile::AttributableClassType

The specialization class type of the Attributable object which aggregates the set of attributes as defined by the DataProfileAttrDefn's that can be assigned as AttributeValue's to an AttributableObject.

Attributes

Attribute: AttributableClassType.id

Type: ID
Description: Unique Identifier

Attribute: AttributableClassType.name

Type: AttributableClassTypes
Description: The name of the records management domain classes whose objects can be assigned AttributeValue's if defined in a DataProfile.

Connections

Association

Indicates the object type to which the DataProfileAttrDefn applies.

From Class: AttributeProfile::DataProfileAttrDefn
In the Role of: definition
Multiplicity: 0..*
Description: The definition of an attribute that applies to the AttributableClassType

To Class: AttributeProfile::AttributableClassType
In the Role of: type
Multiplicity: 1
Description: The class of object to which the DataProfileAttrDefn applies

Association

The classtype of the AttributableObject. The type determined by reflection must match that in RMSAttributableClassTypes. (Supporting both reflective and non-reflective languages).

From Class: AttributeProfile::AttributableObject
In the Role of: object
Multiplicity: 0..*
Description: The object that is attributed.

To Class: AttributeProfile::AttributableClassType

In the Role of: type
Multiplicity: 1
Description: The type of the object that is attributed.

Enumeration: AttributeProfile::AttributableClassTypes

The classes whose instances can be attributed through an RMSDataProfile, i.e., be assigned AttributeValue's.

Attributes

Attribute: AttributableClassTypes.ManagedRecord

Type: string
Description: ManagedRecord is attributable

Attribute: AttributableClassTypes.ProvenanceAssociation

Type: string
Description: ProvenanceAssociation is attributable.

Attribute: AttributableClassTypes.Annotation

Type: string
Description: Annotation is attributable.

Attribute: AttributableClassTypes.RecordPart

Type: string
Description: RecordPart is attributable.

Connections

Constraint Name: Enumeration of all names of classes that are subtypes of AttributableObject

Class: AttributeProfile::AttributableObject

An object that can be attributed through the AttributeProfile services.

Attributes

Connections

Aggregation

The collection of an objects attributes.

From Class: AttributeProfile::AttributeValue
In the Role of: value
Multiplicity: 0..*
Description: The value of an object attribute.

To Class: AttributeProfile::AttributableObject
In the Role of: object
Multiplicity: 1
Description: The attributed object.

Association

The classtype of the AttributableObject. The type determined by reflection must match that in RMSAttributableClassTypes. (Supporting both reflective and non-reflective languages).

From Class: AttributeProfile::AttributableObject
In the Role of: object
Multiplicity: 0..*
Description: The object that is attributed.

To Class: AttributeProfile::AttributableClassType
In the Role of: type
Multiplicity: 1
Description: The type of the object that is attributed.

Generalization

From Class: ManagedRecord::ManagedRecord
To Class: AttributeProfile::AttributableObject

Generalization

From AssociationClass: ManagedRecord::ProvenanceAssociation
To Class: AttributeProfile::AttributableObject

Generalization

From Class: Annotation::Annotation
To Class: AttributeProfile::AttributableObject

Generalization

From Class: ManagedRecord::RecordPart
To Class: AttributeProfile::AttributableObject

Class: AttributeProfile::AttributeValue

A value of an attribute associated with an AttributableObject.

Attributes

Attribute: **AttributeValue.attributeValue**

Type: string
Description: The string representing the value of the attribute of the AttributableObject

Attribute: **AttributeValue.dateSet**

Type: dateTime
Description: The date/time that the value of the AttributableObject was set.

Attribute: **AttributeValue.partyID**

Type: ID
Description: The ID of the party that set the attribute value.

Connections

Constraint Name: History is kept only for chronicled attributes. Those whose RMSDataProfileAttribute.chronicled = True

Aggregation

The collection of an objects attributes.

From Class: AttributeProfile::AttributeValue
In the Role of: value
Multiplicity: 0..*
Description: The value of an object attribute.

To Class: AttributeProfile::AttributableObject
In the Role of: object
Multiplicity: 1
Description: The attributed object.

Association

The RMS attribute definition on which the AttributeValue is based.

From Class: AttributeProfile::AttributeValue
In the Role of: value
Multiplicity: 0..*
Description: The AttributeValue which is based on the RMSAttributeDefn

To Class: AttributeProfile::DataProfileAttrDefn
In the Role of: definition
Multiplicity: 1

Description: The RMSAttributeDefn on which the AttributeValue is based.

Association

The history of the attribute's value.

From Class: AttributeProfile::AttributeValue
In the Role of: next
Multiplicity: 1
Description: The superceding AttributeValue for a chronicled attribute.

To Class: AttributeProfile::AttributeValue
In the Role of: previous
Multiplicity: 0..1
Description: The superceded AttributeValue for a chronicled attribute.

Class: AttributeProfile::DataProfile

A profile of attribute definitions that may apply to AttributableObject's under organizational, ad hoc, or de jure standards or conventions.

Attributes

Attribute: DataProfile.name

Type: string
Description: The unique name of the data profile.

Attribute: DataProfile.description

Type: string
Description: Textual description of the DataProfile

Attribute: DataProfile.version

Type: string
Description: The version of the DataProfile

Connections

Aggregation

Collects the DataProfileAttrDefn's that apply to this DataProfile.

From Class: AttributeProfile::DataProfileAttrDefn
In the Role of: definition
Multiplicity: 1..*
Description: The definition of an attribute that is a member of the DataProfile

To Class: AttributeProfile::DataProfile
In the Role of:: profile
Multiplicity: 1
Description: The DataProfile of which the DataProfileAttrDefn is a member.

Class: AttributeProfile::DataProfileAttrDefn

A member of a DataProfile that describes an attribute that is applicable to a specific AttributableClassType.

If the object specified by a DataProfileAttrDefn is a RecordPart, it must specify one or more DocumentType's to which the attribute applies.

Attributes

Attribute: DataProfileAttrDefn.profileAttributeName

Type: string
Description: The name of the profile, unique in the context of its DataProfile. There may be multiple DataProfileAttrDefn's with the same name if they are in different DataProfile's

Attribute: DataProfileAttrDefn.attributeDescription

Type: string
Description: Textual description of the attribute.

Attribute: DataProfileAttrDefn.attributeType

Type: RmsAttributeType
Description: The AttributableClassType to which the DataProfileAttrDefn applies.

Attribute: DataProfileAttrDefn.requiredAtCreation

Type: boolean
Description: If "True", the object must be provided an AttributeValue conformant to this definition at time of creation.

Attribute: DataProfileAttrDefn.removeable

Type: boolean
Description: If "True", the object's AttributeValue conformant to this definition may be removed (deleted).

Attribute: DataProfileAttrDefn.requiredForDisposition

Type: boolean
Description: If "True", the object's AttributeValue conformant to this definition must be present before final disposition (Transfer or Destroy) can be performed on the ManagedRecord associated with an object with this AttributeValue.

Attribute: DataProfileAttrDefn.requiredForManagement

Type: boolean
Description: If "True", the object's AttributeValue conformant to this definition must be present for management of the ManagedRecord associated with an object with this AttributeValue.

Attribute: DataProfileAttrDefn.updateable

Type: boolean
Description: If "True", the object's AttributeValue conformant to this definition may be updated. In the case that the value is not chronicled, the .attributeValue may be changed with new .dateSet, and .party. In the case that the value is chronicled, a new AttributeValue of the same RMSAttributeDefn is created and linked to the previous one through the next/previous association.

Attribute: DataProfileAttrDefn.chronicled

Type: boolean
Description: When .chronicled and .updateable = "True" , a new AttributeValue of the same RMSAttributeDefn may be created and linked to the previous one through the next/previous association.

Connections

Constraint Name: If .type is RecordPart, then .documentType must point to one or more DocumentType's

Association

The RMS attribute definition on which the AttributeValue is based.

From Class: AttributeProfile::AttributeValue
In the Role of: value
Multiplicity: 0..*
Description: The AttributeValue which is based on the RMSAttributeDefn

To Class: AttributeProfile::DataProfileAttrDefn
In the Role of: definition
Multiplicity: 1
Description: The RMSAttributeDefn on which the AttributeValue is based.

Association

Indicates the object type to which the DataProfileAttrDefn applies.

From Class: AttributeProfile::DataProfileAttrDefn
In the Role of: definition
Multiplicity: 0..*
Description: The definition of an attribute that applies to the
AttributableClassType

To Class: AttributeProfile::AttributableClassType
In the Role of: type
Multiplicity: 1
Description: The class of object to which the DataProfileAttrDefn
applies

Aggregation

Collects the DataProfileAttrDefn's that apply to this DataProfile.

From Class: AttributeProfile::DataProfileAttrDefn
In the Role of: definition
Multiplicity: 1..*
Description: The definition of an attribute that is a member of the
DataProfile

To Class: AttributeProfile::DataProfile
In the Role of: profile
Multiplicity: 1
Description: The DataProfile of which the DataProfileAttrDefn is a
member.

Association

If the DataProfileAttrDefn pertains to a RecordPart, then one or more
DocumentType's are specified. If the RecordPart has a Document of one of
those DocumentType's then the DataProfileAttrDefn applies to that
RecordPart.

From Class: AttributeProfile::DataProfileAttrDefn
In the Role of: definition
Multiplicity: 0..*
Description: The attribute definition that applies to RecordParts of this
DocumentType.

To Class: AttributeProfile::DocumentType
In the Role of: documentType
Multiplicity: 0..*
Description: The DocumentType's that makes the DataProfileAttrDefn
eligible for use on a RecordPart.

Class: **AttributeProfile::DocumentType**

Placeholder for the Document Type to which the profile applies.

Attributes

Attribute: **DocumentType.name**

Type: string
Description: The name of the DocumentType

Connections

Association

If the DataProfileAttrDefn pertains to a RecordPart, then one or more DocumentType's are specified. If the RecordPart has a Document of one of those DocumentType's then the DataProfileAttrDefn applies to that RecordPart.

From Class: AttributeProfile::DataProfileAttrDefn
In the Role of: definition
Multiplicity: 0..*
Description: The attribute definition that applies to RecordParts of this DocumentType.

To Class: AttributeProfile::DocumentType
In the Role of: documentType
Multiplicity: 0..*
Description: The DocumentType's that makes the DataProfileAttrDefn eligible for use on a RecordPart.

Enumeration: **AttributeProfile::RmsAttributeType**

The type of the attribute.

Attributes

Attribute: **RmsAttributeType.integer**

Type: string

Attribute: **RmsAttributeType.string**

Type: string

Attribute: **RmsAttributeType.dateTime**

Type: string

Connections

Class: AttributeProfile::RmsProfiledItems

Attributes

Connections

Class: AttributeProfile::TimeDelta

See the BaseType package of the RmsDomainModel for a definition of this element.

Attributes

Connections

Class: AttributeProfile::Id

See the BaseType package of the RmsDomainModel for a definition of this element.

Attributes

Attribute: Id.id

Type: string

Description: See the BaseType package of the RmsDomainModel for a definition of this element.

Connections

Class: AttributeProfile::TimeStamp

See the BaseType package of the RmsDomainModel for a definition of this element.

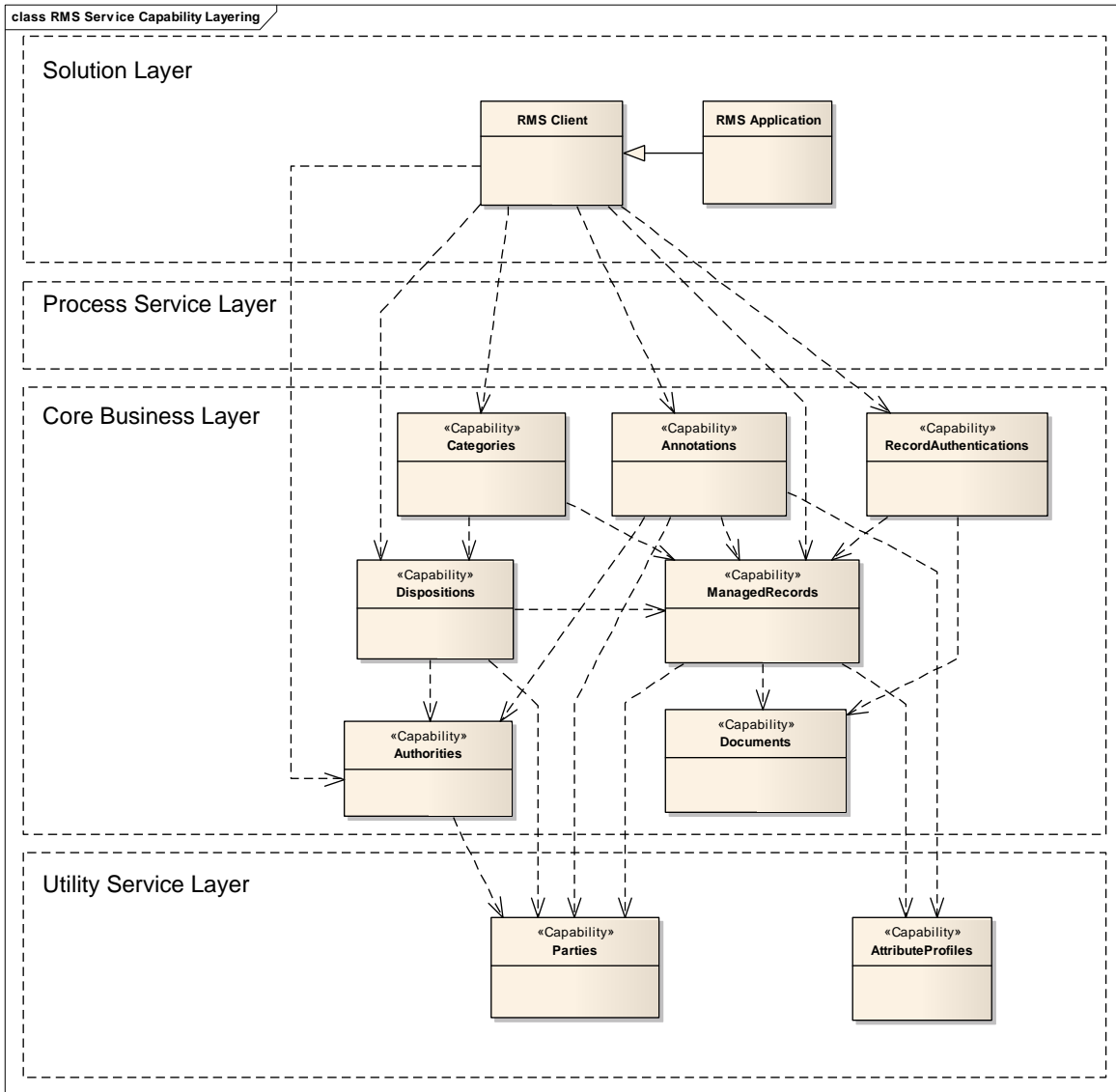
Attributes

Connections

2.8.4 Package: RmsServices

The RmsServices package contains subpackages for each service provided by RMS. RmsSolution maps the capabilities available to RMS clients. RmsProcessServices is a placeholder for future process oriented services (corresponds to the empty "process services layer" of the RMS Service Capability Layering diagram that opens the RmsServices section. The RmsCoreServices

RMS Service Capability Layering

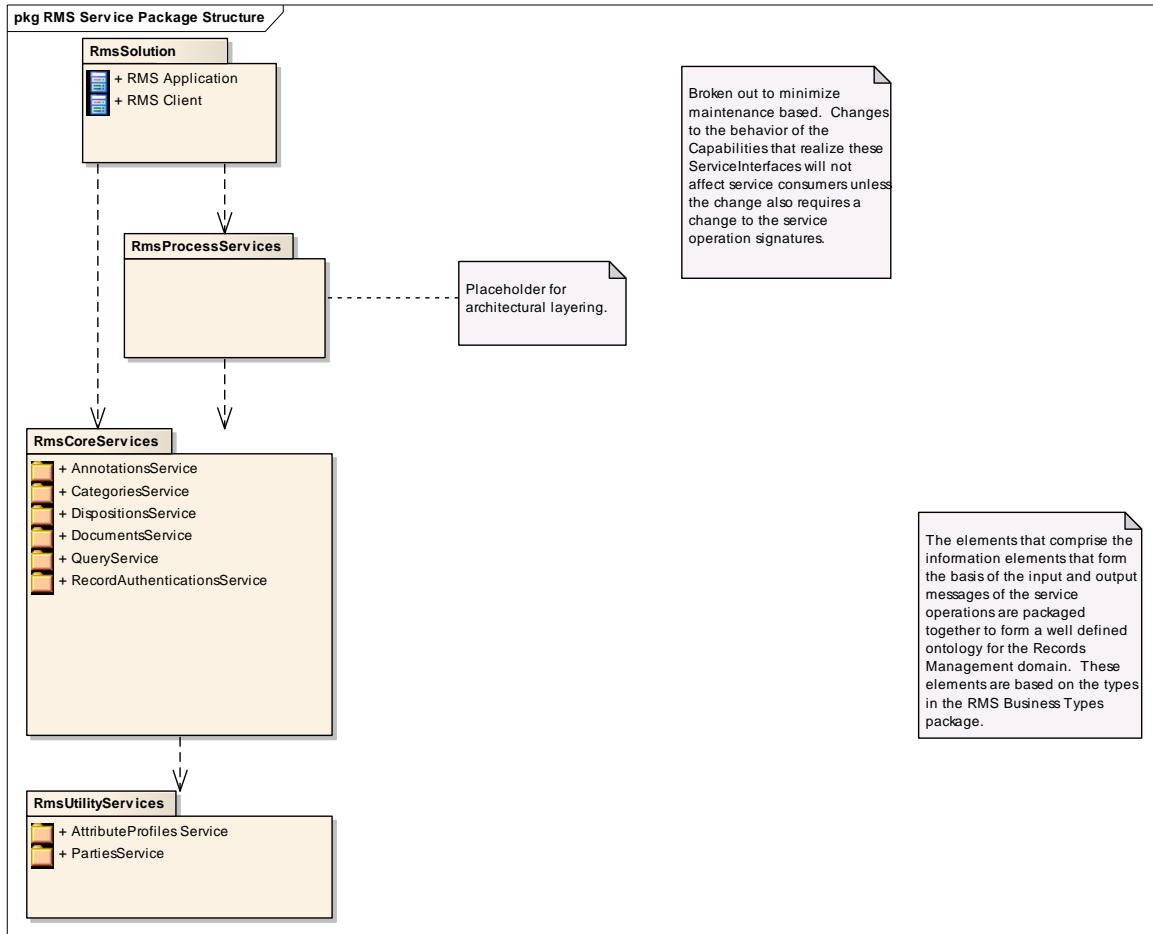


Services within the `RmsServices` package are layered into two primary layers: Core Business Layer and Utility Service Layer. The Core Business services represent the primary records management services while the Utility Layer holds services that support the Core Business Services.

The Process Service Layer is a placeholder for services that support records management processes that may be required in future versions.

The Solution Layer holds the end user solutions that will use the records management services.

RMS Service Package Structure

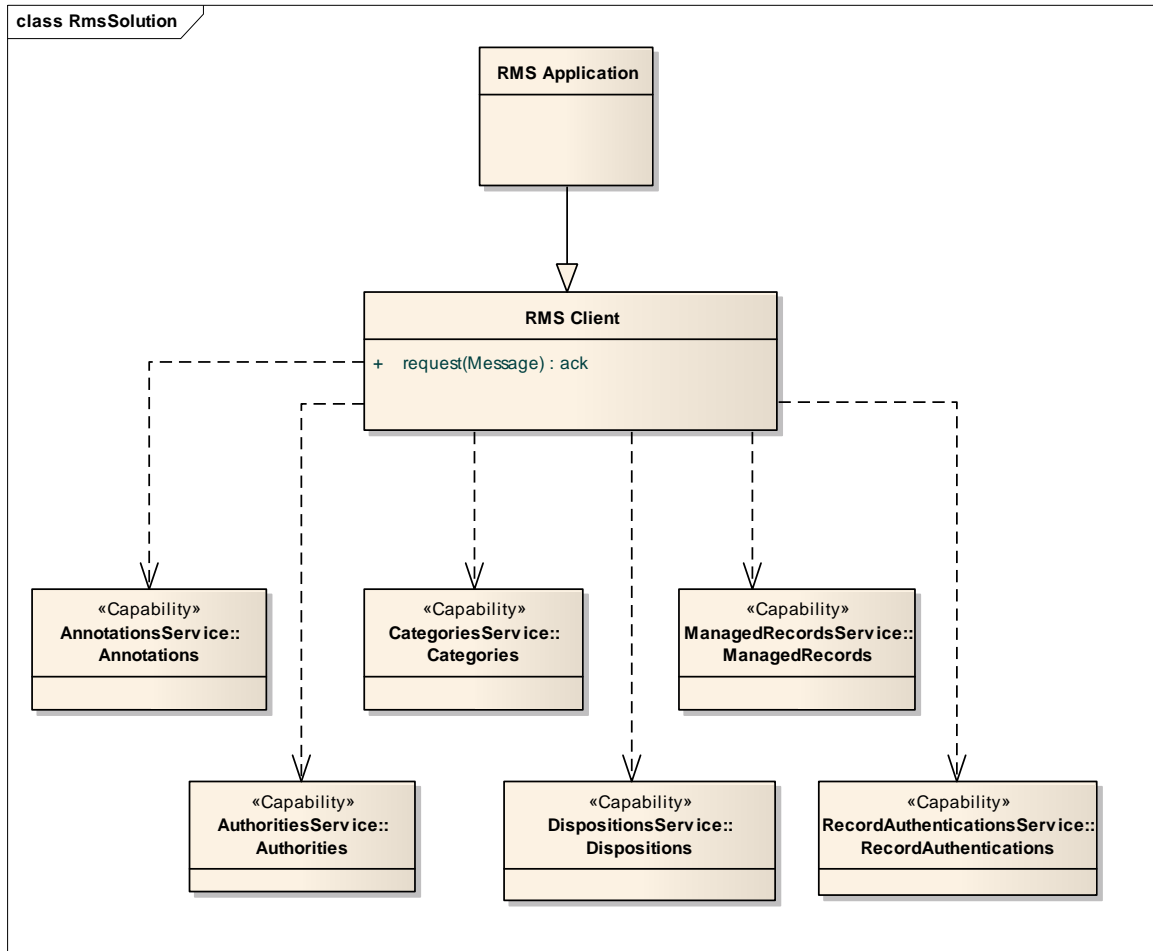


The Records Management Services have been layered based on the kind of functionality they provide. The layers include Solution, Process, Core, and Utility. Services in each layer have been placed into a corresponding package with dependencies between the packages as shown.

Package: RmsSolution

The RmsSolution package contains elements that represent clients of the RMS services. These are generally referred to as RMS Clients and RMS Applications.

RmsSolution



As shown, RMS Clients will use the capabilities provided by the Annotations, Authorities, Categories, Dispositions, ManagedRecords, and RecordAuthentications services. RMS Applications are simply a type of RMS Client that provide additional capabilities typically used by Records Managers that are outside the scope of this specification.

Class: RmsSolution::RMS Application

RMS Applications are simply a type of RMS Client that provide additional capabilities typically used by Records Managers that are outside the scope of this specification.

Attributes

Connections

Generalization

From Class: RmsSolution::RMS Application

To Class: RmsSolution::RMS Client

Class: RmsSolution::RMS Client

An RMS Client is any application that uses the RECORDS MANAGEMENT Services defined in this specification. These might be office automation tools like word processors, e-mail clients, or other business applications.

Attributes

Connections

Dependency

RMS Clients will use the RecordAuthentications service to manage authentication methods and results and to assess the authenticity of records within RMS.

From Class: RmsSolution::RMS Client

To Class: RecordAuthenticationsService::RecordAuthentications

Dependency

RMS Clients will use the Authorities service to manage information about the organizations that have authority for records within RMS.

From Class: RmsSolution::RMS Client

To Class: AuthoritiesService::Authorities

Generalization

From Class: RmsSolution::RMS Application

To Class: RmsSolution::RMS Client

Dependency

RMS Clients will use the ManagedRecords service to capture and maintain managed records within RMS.

From Class: RmsSolution::RMS Client

To Class: ManagedRecordsService::ManagedRecords

Dependency

RMS Clients will use the Annotations service to manage record annotations within RMS.

From Class: RmsSolution::RMS Client

To Class: AnnotationsService::Annotations

Dependency

RMS Clients will use the Dispositions service to manage information about disposition instructions, suspensions, and RecordSet's within RMS.

From Class: RmsSolution::RMS Client

To Class: DispositionsService::Dispositions

Dependency

RMS Clients will use the Categories service to manage information about the record schemas within RMS.

From Class: RmsSolution::RMS Client

To Class: CategoriesService::Categories

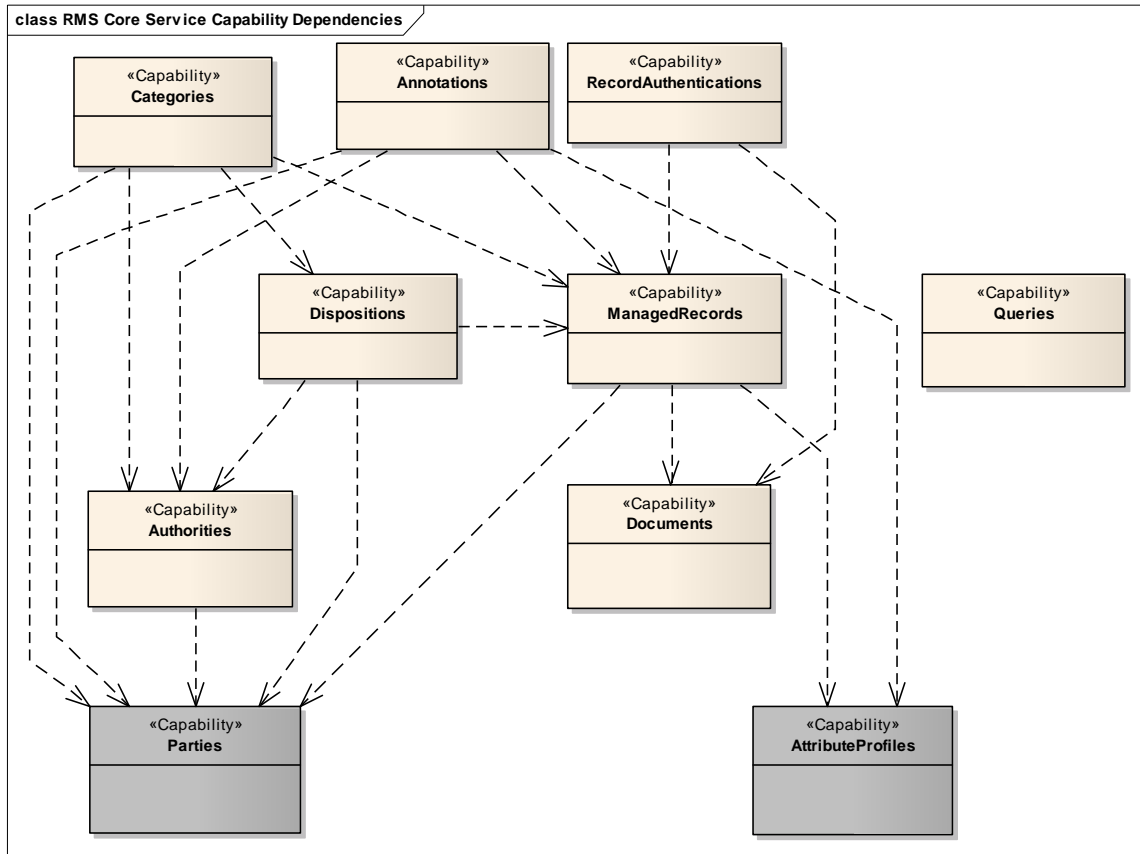
Package: RmsProcessServices

The RMS Process Services package is an architectural placeholder for process-related services. The current version of the specification is meant to be independent of business processes that generate records. Future versions of the specification may include process services that manage records management functions.

Package: RmsCoreServices

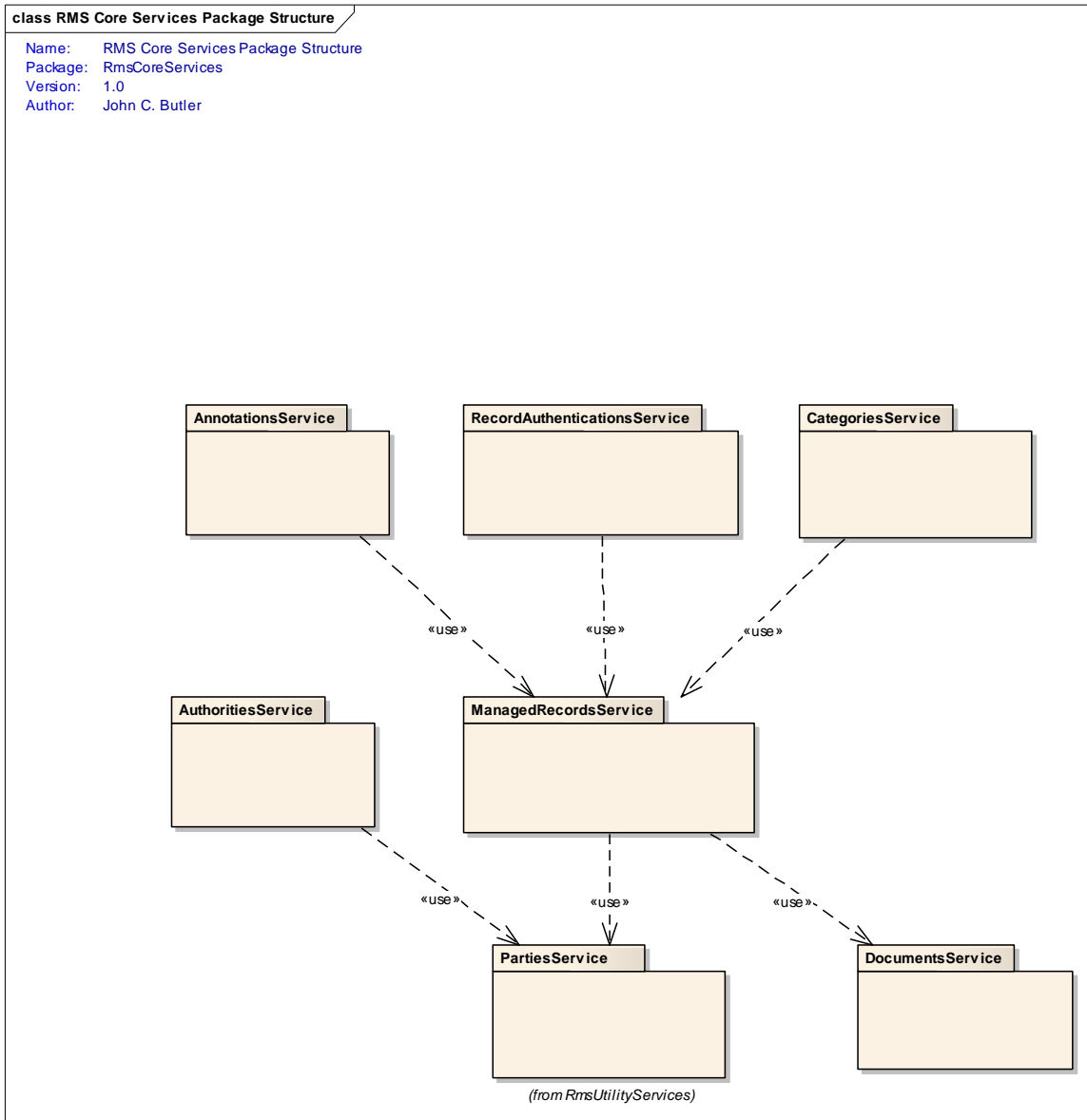
The RMS Core Services package contains the specifications of the RECORDS MANAGEMENT Services in the Core Business Layer of the RMS architecture.

RMS Core Service Capability Dependencies



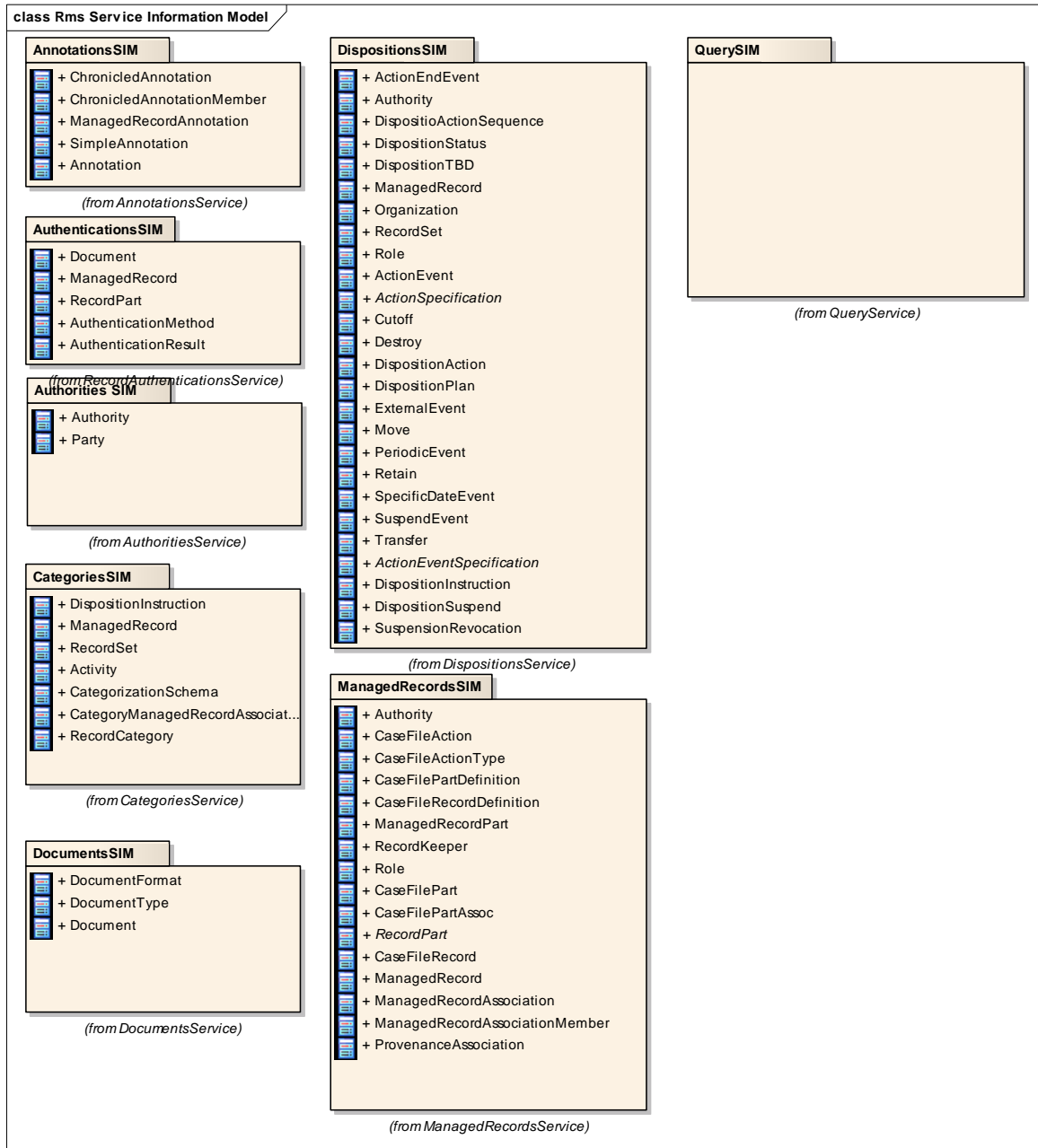
Though service specifications do not generally include dependencies of that service on other services, it is often important for a set of related services to use each other in well understood ways. The dependencies between the Service Capabilities in this diagram indicate the required constraints.

RMS Core Services Package Structure



This diagram illustrates the dependencies between the packages of the RMS Core Services.

Rms Service Information Model

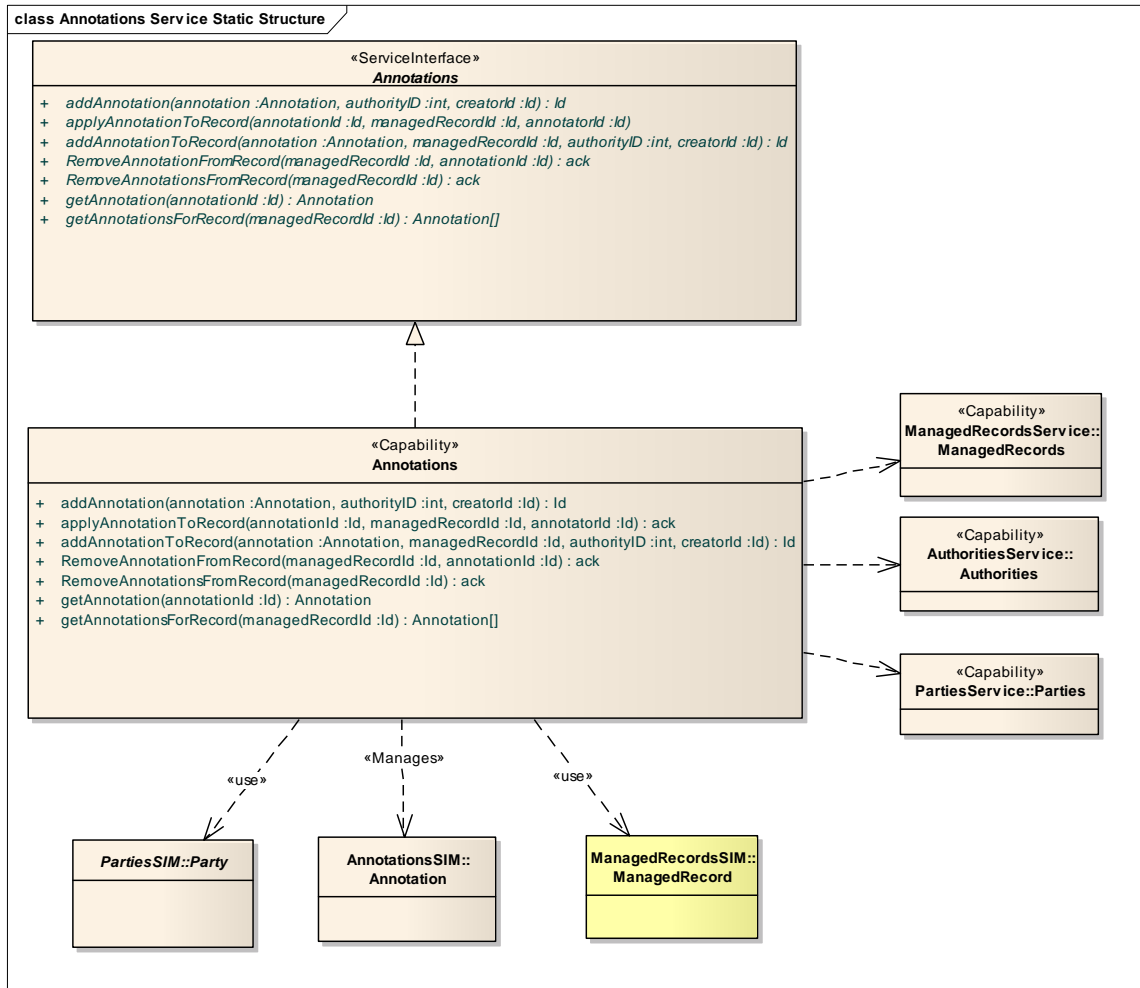


This diagram shows the various Service Information Model (SIM) packages that support the RMS Core Business Services. Each package is contained within the package that defines the associated service. They are included here to facilitate understanding of the information elements contained throughout these services.

Package: AnnotationsService

The AnnotationsService package contains the model elements that together define the Annotations service.

Annotations Service Static Structure



Implementations of the Annotations service will need to realize the Annotations ServiceInterface and all the behaviors associated with the Annotations Capability. This includes management of the Annotation instances on particular ManagedRecords. The Annotations service will depend on the Party service for the authority responsible for the Annotation and the ManagedRecords service for references to the ManagedRecord with which the Annotation is associated.

Class: AnnotationsService::Annotations

The Annotations Capably specifies the required behavior and constraints of any implementations of the Annotations ServiceInterface in a platform independent manner. Annotations are markings on records that help to differentiate them from other records in the same category or across categories. These are typically used to support business needs for special handling or management of the record.

Attributes

Connections

Dependency

The Annotations service maintains references to the parties that create annotations and apply them to records.

From Class: AnnotationsService::Annotations

To Class: PartiesService::Parties

Dependency

The Annotations service manages information related to annotations.

From Class: AnnotationsService::Annotations

To Class: AnnotationsSIM::Annotation

Realisation

From Class: AnnotationsService::Annotations

To Interface: AnnotationsService::Annotations

Dependency

RMS Clients will use the Annotations service to manage record annotations within RMS.

From Class: RmsSolution::RMS Client

To Class: AnnotationsService::Annotations

Dependency

The Annotations service maintains references to information related to managed records.

From Class: AnnotationsService::Annotations

To Class: ManagedRecordsSIM::ManagedRecord

Dependency

From Class: AnnotationsService::Annotations

To Class: AttributeProfiles Service::AttributeProfiles

Dependency

The Annotations service maintains reference information related to parties associated with annotations.

From Class: AnnotationsService::Annotations

To Class: PartiesSIM::Party

Dependency

The Annotations service maintains references to the records being annotated.

From Class: AnnotationsService::Annotations

To Class: ManagedRecordsService::ManagedRecords

Dependency

The Annotations service maintains references to the Authorities for the annotations.

From Class: AnnotationsService::Annotations

To Class: AuthoritiesService::Authorities

Interface: AnnotationsService::Annotations

The Annotations ServiceInterface is a platform independent specification of the operation signatures of the Annotations service. Refer to the Annotations Capability for definitions of the service operations.

Attributes

Connections

Realisation

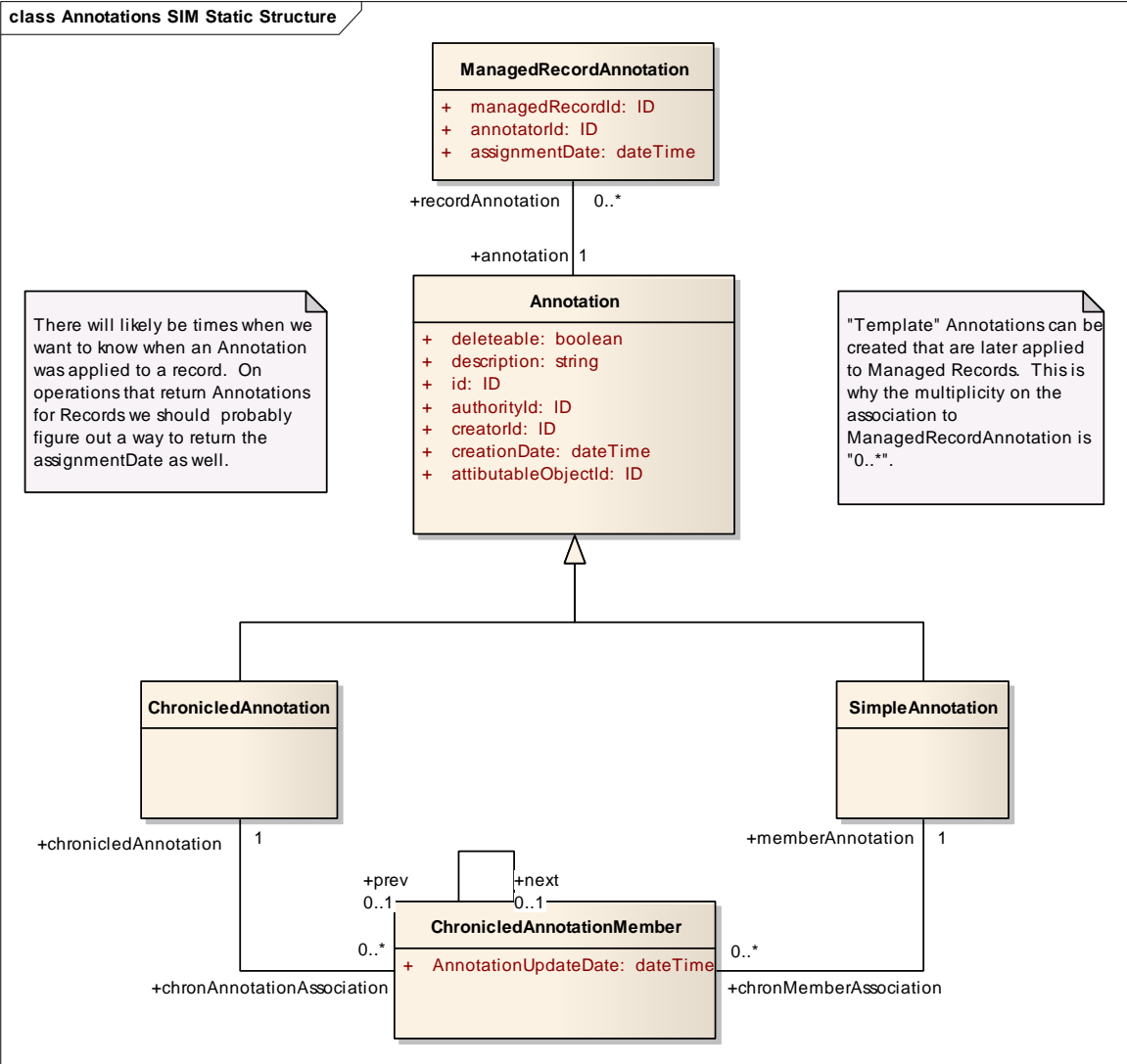
From Class: AnnotationsService::Annotations

To Interface: AnnotationsService::Annotations

Package: AnnotationsSIM

The AnnotationsSIM package contains the elements used to define the parameters and information management responsibilities of the Annotations service.

Annotations SIM Static Structure



There will likely be times when we want to know when an Annotation was applied to a record. On operations that return Annotations for Records we should probably figure out a way to return the assignmentDate as well.

"Template" Annotations can be created that are later applied to Managed Records. This is why the multiplicity on the association to ManagedRecordAnnotation is "0..*".

The Annotations SIM Static Structure diagram shows the information elements that comprise parameters or information that the Annotations service must manage.

There will likely be times when we want to know when an Annotation was applied to a record. On operations that return Annotations for Records we should probably figure out a way to return the assignmentDate as well.

"Template" Annotations can be created that are later applied to Managed Records. This is why the multiplicity on the association to ManagedRecordAnnotation is "0..*".

Class: AnnotationsSIM::ChronicedAnnotation

See the Annotation package of the RmsDomainModel for a definition of this element.

Attributes

Connections

Association

See the Annotation package of the RmsDomainModel package for a definition of this association.

From Class: AnnotationsSIM::ChronicledAnnotation
In the Role of: chronicledAnnotation
Multiplicity: 1

To Class: AnnotationsSIM::ChronicledAnnotationMember
In the Role of: chronAnnotationAssociation
Multiplicity: 0..*

Generalization

From Class: AnnotationsSIM::ChronicledAnnotation

To Class: AnnotationsSIM::Annotation

Class: AnnotationsSIM::ChronicledAnnotationMember

See the Annotation package of the RmsDomainModel for a definition of this element.

Attributes

Attribute: ChronicledAnnotationMember.AnnotationUpdateDate

Type: dateTime

Description: See the Annotation package of the RmsDomainModel for a definition of this element.

Connections

Association

See the Annotation package of the RmsDomainModel package for a definition of this association.

From Class: AnnotationsSIM::SimpleAnnotation
In the Role of: memberAnnotation
Multiplicity: 1

To Class: AnnotationsSIM::ChronicledAnnotationMember
In the Role of: chronMemberAssociation
Multiplicity: 0..*

Association

See the Annotation package of the RmsDomainModel package for a definition of this association.

From Class: AnnotationsSIM::ChronicledAnnotation
In the Role of: chronicledAnnotation
Multiplicity: 1

To Class: AnnotationsSIM::ChronicledAnnotationMember
In the Role of: chronAnnotationAssociation
Multiplicity: 0..*

Association

See the Annotation package of the RmsDomainModel package for a definition of this association.

From Class: AnnotationsSIM::ChronicledAnnotationMember
In the Role of: next
Multiplicity: 0..1

To Class: AnnotationsSIM::ChronicledAnnotationMember
In the Role of: prev
Multiplicity: 0..1

Class: AnnotationsSIM::ManagedRecordAnnotation

See the Annotation package of the RmsDomainModel for a definition of this element.

Attributes

Attribute: ManagedRecordAnnotation.managedRecordId

Type: ID
Description: The Id of the ManagedRecord to which this Annotation is attached.

Attribute: ManagedRecordAnnotation.annotatorId

Type: ID
Description: A unique identifier for the Party that applied the Annotation to the ManagedRecord.

Attribute: ManagedRecordAnnotation.assignmentDate

Type: dateTime
Description: See the Annotation package of the RmsDomainModel for a definition of this element.

Connections

Association

See the Annotation package of the RmsDomainModel package for a definition of this association.

From Class: AnnotationsSIM::Annotation
In the Role of: annotation
Multiplicity: 1

To Class: AnnotationsSIM::ManagedRecordAnnotation
In the Role of: recordAnnotation
Multiplicity: 0..*

Class: AnnotationsSIM::SimpleAnnotation

See the Annotation package of the RmsDomainModel for a definition of this element.

Attributes

Connections

Association

See the Annotation package of the RmsDomainModel package for a definition of this association.

From Class: AnnotationsSIM::SimpleAnnotation
In the Role of: memberAnnotation
Multiplicity: 1

To Class: AnnotationsSIM::ChronicledAnnotationMember
In the Role of: chronMemberAssociation
Multiplicity: 0..*

Generalization

From Class: AnnotationsSIM::SimpleAnnotation

To Class: AnnotationsSIM::Annotation

Class: AnnotationsSIM::Annotation

See the Annotation package of the RmsDomainModel for a definition of this element.

Attributes

Attribute: Annotation.deleteable

Type: boolean

Description: See the Annotation package of the RmsDomainModel for a definition of this element.

Attribute: Annotation.description

Type: string
Description: See the Annotation package of the RmsDomainModel for a definition of this element.

Attribute: Annotation.id

Type: ID
Description: See the Annotation package of the RmsDomainModel for a definition of this element.

Attribute: Annotation.authorityId

Type: ID
Description: A reference to the Id of the Party that is responsible for this Annotation. This field is not required if the Annotation was create not by a Party but by legislation or some other regulation.

Attribute: Annotation.creatorId

Type: ID
Description: A unique identifier for the Party that created the Annotation.

Attribute: Annotation.creationDate

Type: dateTime
Description: See the Annotation package of the RmsDomainModel for a definition of this element.

Attribute: Annotation.attibutableObjectId

Type: ID
Description: A reference to the Id of the AttributableObject that stores AttributeProfile information for the Annotation.

Connections

Association

See the Annotation package of the RmsDomainModel package for a definition of this association.

From Class: AnnotationsSIM::Annotation
In the Role of: annotation
Multiplicity: 1

To Class: AnnotationsSIM::ManagedRecordAnnotation
In the Role of: recordAnnotation
Multiplicity: 0..*

Dependency

The Annotations service manages information related to annotations.

From Class: AnnotationsService::Annotations

To Class: AnnotationsSIM::Annotation

Generalization

From Class: AnnotationsSIM::SimpleAnnotation

To Class: AnnotationsSIM::Annotation

Generalization

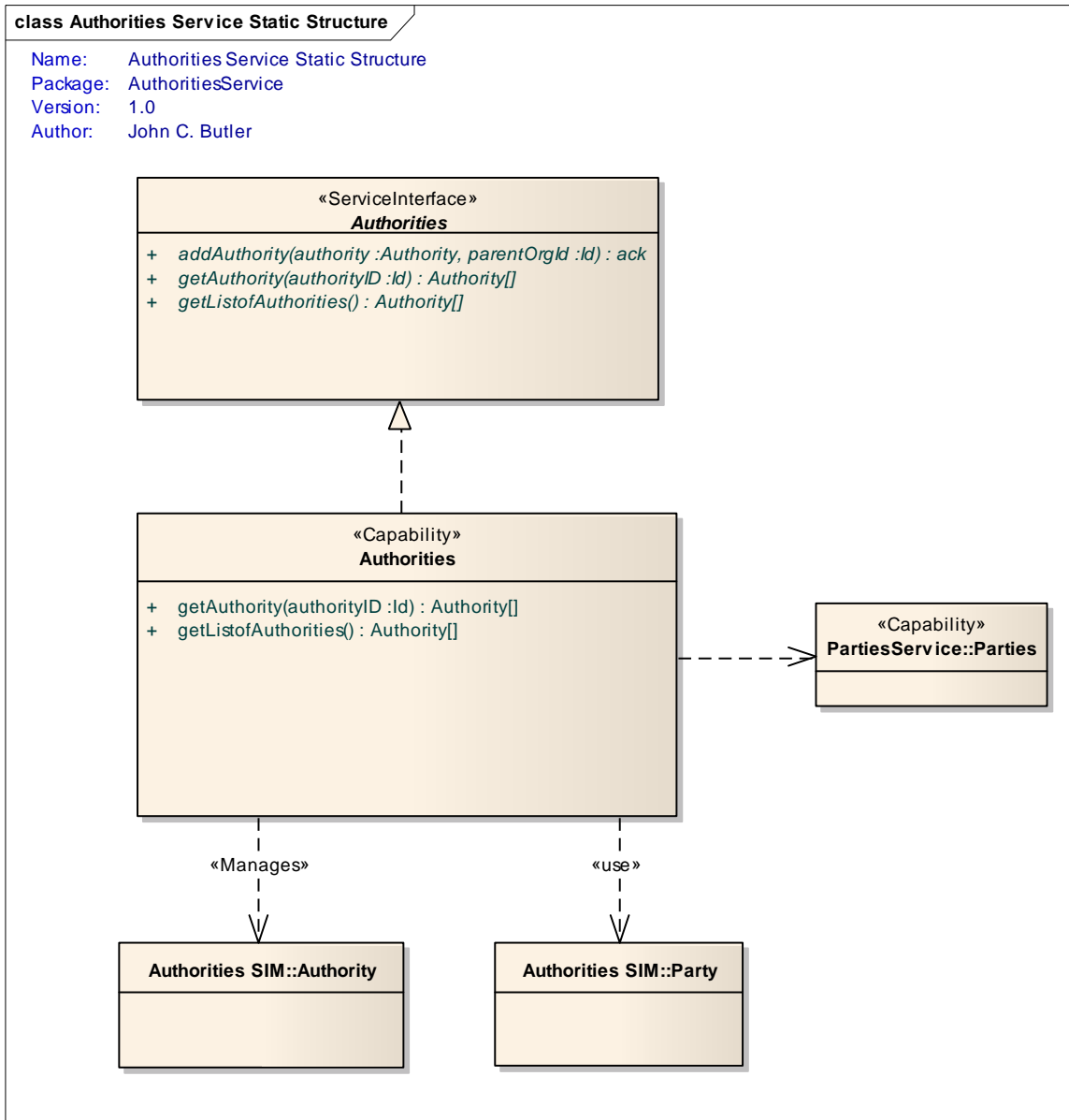
From Class: AnnotationsSIM::ChronicledAnnotation

To Class: AnnotationsSIM::Annotation

Package: AuthoritiesService

The AuthoritiesService package contains the model elements that together define the Authorities service.

Authorities Service Static Structure



Implementations of the Authorizations service will need to realize the Authorizations ServiceInterface and all the behaviors associated with the Authorizations Capability. This includes management of the Authorizations instances on particular ManagedRecords. The Annotations service will depend on the Party service for the authority responsible for the Annotation and the ManagedRecords service for references to the ManagedRecord with which the Annotation is associated.

Class: AuthoritiesService::Authorities

The Authorities Capability represents a specification of the required functionality of the Authorities service.

Attributes

Connections

Dependency

The Categories service maintains a reference to information in the Authorities service related to the authority for a categorization schema.

From Class: CategoriesService::Categories

To Class: AuthoritiesService::Authorities

Realisation

From Class: AuthoritiesService::Authorities

To Interface: AuthoritiesService::Authorities

Dependency

RMS Clients will use the Authorities service to manage information about the organizations that have authority for records within RMS.

From Class: RmsSolution::RMS Client

To Class: AuthoritiesService::Authorities

Dependency

The Authorities service uses the Parties service to managed the data about the Authority.

From Class: AuthoritiesService::Authorities

To Class: PartiesService::Parties

Dependency

From Class: AuthoritiesService::Authorities

To Class: Authorities SIM::Party

Dependency

The Authorities service manages information related to Authority for RMS elements.

From Class: AuthoritiesService::Authorities

To Class: Authorities SIM::Authority

Dependency

The Dispositions service maintains references to the Authorities for the disposition instructions.

From Class: DispositionsService::Dispositions

To Class: AuthoritiesService::Authorities

Dependency

The Annotations service maintains references to the Authorities for the annotations.

From Class: AnnotationsService::Annotations

To Class: AuthoritiesService::Authorities

Interface: AuthoritiesService::Authorities

The Authorities ServiceInterface is a platform independent specification of the operation signatures of the Authorities service. Refer to the Authorities Capability for definitions of the service operations.

Attributes

Connections

Realisation

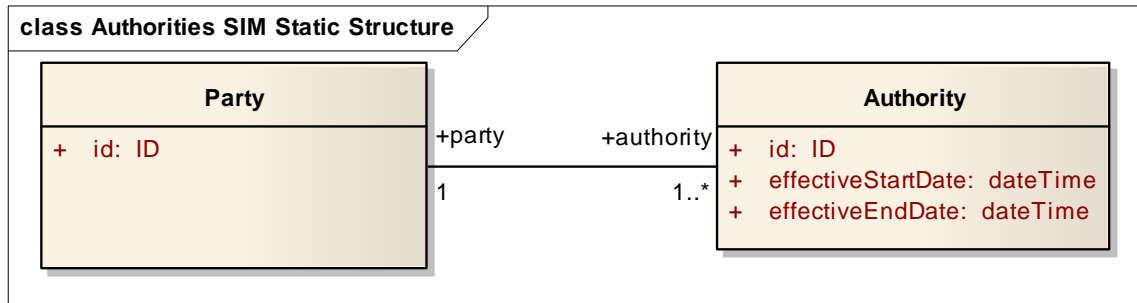
From Class: AuthoritiesService::Authorities

To Interface: AuthoritiesService::Authorities

Package: Authorities SIM

The Authoress package contains the elements used to define the parameters and information management responsibilities of the Authorities service.

Authorities SIM Static Structure



The Authorities SIM Static Structure diagram shows the information elements that comprise parameters or information that the Authorities service must manage.

Class: Authorities SIM::Authority

See the Party package of the RmsDomainModel for a definition of this element.

Attributes

Attribute: Authority.id

Type: ID

Description: A unique identifier for the Authority.

Attribute: Authority.effectiveStartDate

Type: dateTime

Description: The date upon which the Authority takes effect.

Attribute: Authority.effectiveEndDate

Type: dateTime

Description: The date upon which the Authority ends.

Connections

Association

An association between an Authority for a particular records management element and the party that has that responsibility.

From Class: Authorities SIM::Authority

In the Role of: authority

Multiplicity: 1..*

To Class: Authorities SIM::Party

In the Role of: party

Multiplicity: 1

Dependency

The Authorities service manages information related to Authority for RMS elements.

From Class: AuthoritiesService::Authorities

To Class: Authorities SIM::Authority

Class: Authorities SIM::Party

See the Party package of the RmsDomainModel for a definition of this element.

Attributes

Attribute: Party.id

Type: ID

Description: See the Party package of the RmsDomainModel for a definition of this element.

Connections

Association

An association between an Authority for a particular records management element and the party that has that responsibility.

From Class: Authorities SIM::Authority

In the Role of: authority

Multiplicity: 1..*

To Class: Authorities SIM::Party

In the Role of: party

Multiplicity: 1

Dependency

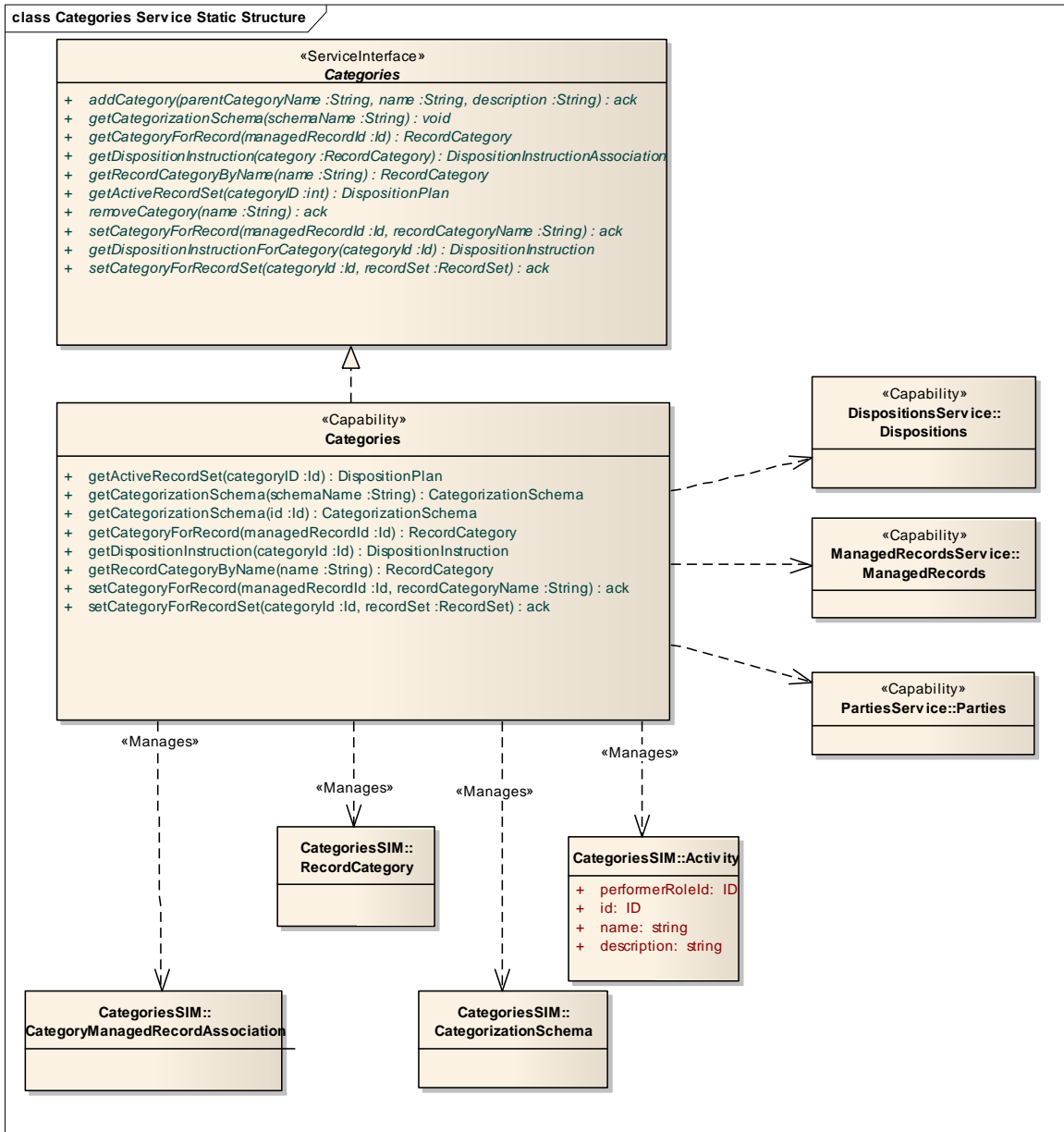
From Class: AuthoritiesService::Authorities

To Class: Authorities SIM::Party

Package: CategoriesService

The CategoriesService package contains the model elements that together define the Categories service.

Categories Service Static Structure



Implementations of the Categories service will need to realize the Categories ServiceInterface and all the behaviors associated with the Categories Capability. This includes providing access to record schedules captured in the model as CategorizationSchema's. It is assumed that the actual setup of the schemas is outside the scope of this specification. The functionality provided herein simply allows for the use of the schema and application of its categories to ManagedRecords.

Class: CategoriesService::Categories

The Categories Capable specifies the required behavior and constraints of any implementations of the Categories ServiceInterface in a platform independent manner. It

provides the ability to assign ManagedRecords to RecordCategory's either individually or as a set. It also tracks the DispositionInstruction assigned to a RecordCategory. It does not provide the ability to create CategorizationSchema's or the RecordCategory's therein.

Attributes

Connections

Dependency

The Categories service maintains a reference to information in the Authorities service related to the authority for a categorization schema.

From Class: CategoriesService::Categories

To Class: AuthoritiesService::Authorities

Dependency

The Categories service maintains references to managed records and the categories they fall into.

From Class: CategoriesService::Categories

To Class: ManagedRecordsService::ManagedRecords

Dependency

The Categories service maintains references to information managed in by the Parties for the role that performs a particular business activity that generated a record.

From Class: CategoriesService::Categories

To Class: PartiesService::Parties

Realisation

From Class: CategoriesService::Categories

To Interface: CategoriesService::Categories

Dependency

The Categories service manages information about the business activities and the categorization of the records produced by those activities.

From Class: CategoriesService::Categories

To Class: CategoriesSIM::Activity

Dependency

The Categories service manages information about records associated with a particular category in a schema.

From Class: CategoriesService::Categories

To Class: CategoriesSIM::CategoryManagedRecordAssociation

Dependency

The Categories service maintains references to the disposition instructions that apply to record categories.

From Class: CategoriesService::Categories

To Class: DispositionsService::Dispositions

Dependency

RMS Clients will use the Categories service to manage information about the record schemas within RMS.

From Class: RmsSolution::RMS Client

To Class: CategoriesService::Categories

Dependency

The Categories service manages information about record category schemas.

From Class: CategoriesService::Categories

To Class: CategoriesSIM::CategorizationSchema

Dependency

The Categories service manages information about record categories in a schema.

From Class: CategoriesService::Categories

To Class: CategoriesSIM::RecordCategory

Interface: CategoriesService::Categories

The Categories ServiceInterface is a platform independent specification of the operation signatures of the Categories service. Refer to the Categories Capability for definitions of the service operations.

Attributes

Connections

Realisation

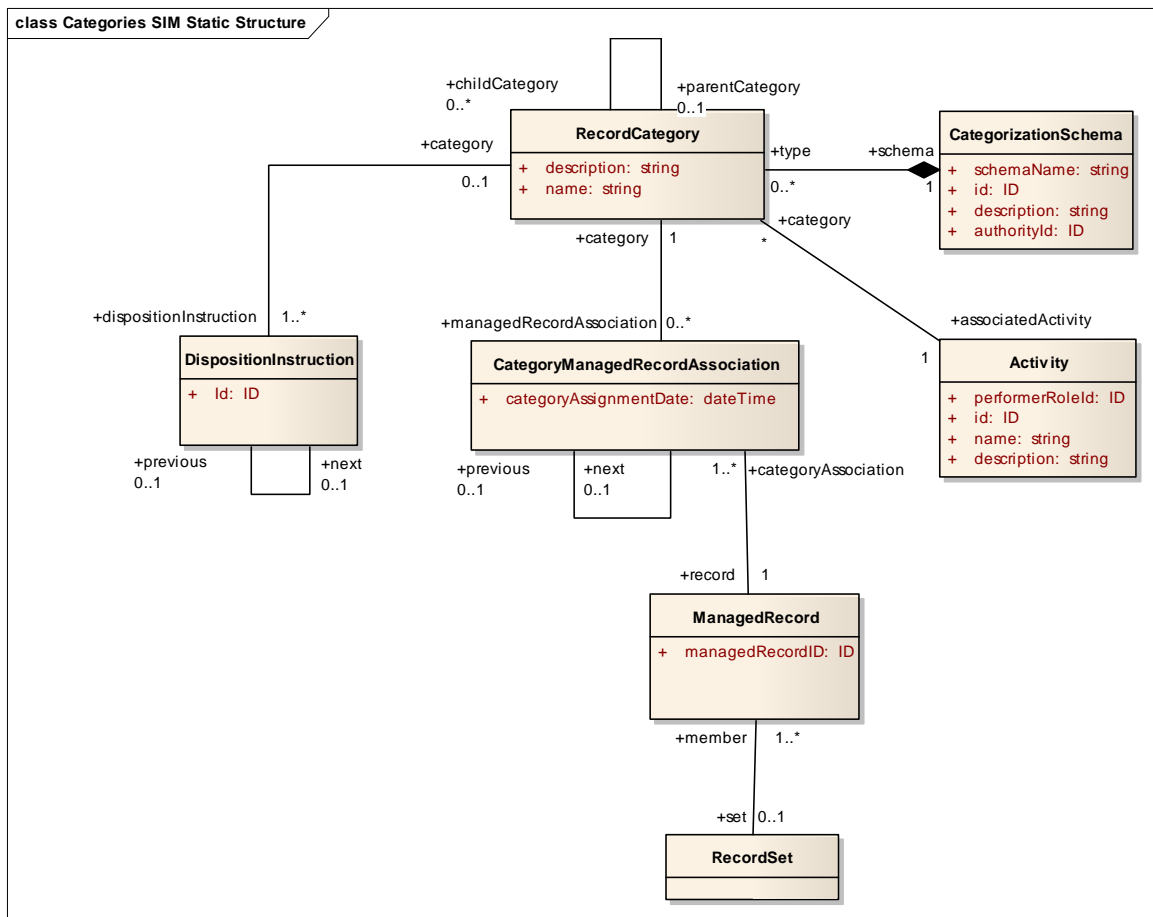
From Class: CategoriesService::Categories

To Interface: CategoriesService::Categories

Package: CategoriesSIM

The CategoriesSIM package contains the elements used to define the parameters and information management responsibilities of the Categories service.

Categories SIM Static Structure



The Categories SIM Static Structure diagram shows the information elements that comprise parameters or information that the Categories service must manage.

Class: CategoriesSIM::DispositionInstruction

See the Dispositions package of the RmsDomainModel for a definition of this element. It is included here as an element to store reference information about Dispositions.

Attributes

Attribute: DispositionInstruction.Id

Type: ID

Description: See the Dispositions package of the RmsDomainModel for a definition of this element.

Connections

Association

See the Category package of the RmsDomainModel for a definition of this association.

From Class: CategoriesSIM::RecordCategory

In the Role of: category

Multiplicity: 0..1

To Class: CategoriesSIM::DispositionInstruction

In the Role of: dispositionInstruction

Multiplicity: 1..*

Association

See the Dispositions package of the RmsDomainModel for a definition of this association.

From Class: CategoriesSIM::DispositionInstruction

In the Role of: previous

Multiplicity: 0..1

To Class: CategoriesSIM::DispositionInstruction

In the Role of: next

Multiplicity: 0..1

Class: CategoriesSIM::ManagedRecord

Provides a reference from within the Categories service for a particular ManagedRecord. Please see the ManagedRecords Package within the RmsDomainModel for a more

complete definition. It is included here as an element to store reference information about the corresponding managed record.

Attributes

Attribute: **ManagedRecord.managedRecordID**

Type: ID

Description: A unique identifier for a particular ManagedRecord.

Connections

Association

See the Dispositions package of the RmsDomainModel for a definition of this association.

From Class: CategoriesSIM::RecordSet

In the Role of: set

Multiplicity: 0..1

To Class: CategoriesSIM::ManagedRecord

In the Role of: member

Multiplicity: 1..*

Association

See the Category package of the RmsDomainModel for a definition of this association.

From Class: CategoriesSIM::CategoryManagedRecordAssociation

In the Role of: categoryAssociation

Multiplicity: 1..*

To Class: CategoriesSIM::ManagedRecord

In the Role of: record

Multiplicity: 1

Class: CategoriesSIM::RecordSet

See the Dispositions package of the RmsDomainModel for a definition of this element. It is included here as an element to store reference information for record sets.

Attributes

Connections

Association

See the Dispositions package of the RmsDomainModel for a definition of this association.

From Class: CategoriesSIM::RecordSet
In the Role of: set
Multiplicity: 0..1

To Class: CategoriesSIM::ManagedRecord
In the Role of: member
Multiplicity: 1..*

Class: CategoriesSIM::Activity

See the Category package of the RmsDomainModel for a definition of this element.

Attributes

Attribute: Activity.performerRoleId

Type: ID
Description: The Id of the party performing the activity.

Attribute: Activity.id

Type: ID
Description: A unique identifier for the ActivityType.

Attribute: Activity.name

Type: string
Description: See the Category package of the RmsDomainModel for a definition of this element.

Attribute: Activity.description

Type: string
Description: See the Category package of the RmsDomainModel for a definition of this element.

Connections

Association

See the Category package of the RmsDomainModel for a definition of this association.

From Class: CategoriesSIM::RecordCategory
In the Role of: category
Multiplicity: *

To Class: CategoriesSIM::Activity
In the Role of: associatedActivity

Multiplicity: 1

Dependency

The Categories service manages information about the business activities and the categorization of the records produced by those activities.

From Class: CategoriesService::Categories

To Class: CategoriesSIM::Activity

Class: CategoriesSIM::CategorizationSchema

See the Category package of the RmsDomainModel for a definition of this element.

Attributes

Attribute: CategorizationSchema.schemaName

Type: string

Description: See the Category package of the RmsDomainModel for a definition of this element.

Attribute: CategorizationSchema.id

Type: ID

Description: See the Category package of the RmsDomainModel for a definition of this element.

Attribute: CategorizationSchema.description

Type: string

Description: See the Category package of the RmsDomainModel for a definition of this element.

Attribute: CategorizationSchema.authorityId

Type: ID

Description: An Id of the authority responsible for schema.

Connections

Aggregation

See the Category package of the RmsDomainModel for a definition of this association.

From Class: CategoriesSIM::RecordCategory

In the Role of: type

Multiplicity: 0..*

To Class: CategoriesSIM::CategorizationSchema

In the Role of: schema
Multiplicity: 1

Dependency

The Categories service manages information about record category schemas.

From Class: CategoriesService::Categories

To Class: CategoriesSIM::CategorizationSchema

Class: CategoriesSIM::CategoryManagedRecordAssociation

See the Category package of the RmsDomainModel for a definition of this element.

Attributes

Attribute: CategoryManagedRecordAssociation.categoryAssignmentDate

Type: dateTime

Description: See the Category package of the RmsDomainModel for a definition of this element.

Connections

Constraint Name: self.previous.managedRecordID = self.managedRecordID

Constraint Name: self.next.managedRecordID = self.managedRecordID

Association

See the Category package of the RmsDomainModel for a definition of this association.

From Class: CategoriesSIM::CategoryManagedRecordAssociation

In the Role of: managedRecordAssociation

Multiplicity: 0..*

To Class: CategoriesSIM::RecordCategory

In the Role of: category

Multiplicity: 1

Dependency

The Categories service manages information about records associated with a particular category in a schema.

From Class: CategoriesService::Categories

To Class: CategoriesSIM::CategoryManagedRecordAssociation

Association

See the Category package of the RmsDomainModel for a definition of this association.

From Class: CategoriesSIM::CategoryManagedRecordAssociation
In the Role of: previous
Multiplicity: 0..1

To Class: CategoriesSIM::CategoryManagedRecordAssociation
In the Role of: next
Multiplicity: 0..1

Association

See the Category package of the RmsDomainModel for a definition of this association.

From Class: CategoriesSIM::CategoryManagedRecordAssociation
In the Role of: categoryAssociation
Multiplicity: 1..*

To Class: CategoriesSIM::ManagedRecord
In the Role of: record
Multiplicity: 1

Class: CategoriesSIM::RecordCategory

See the Category package of the RmsDomainModel for a definition of this element.

Attributes

Attribute: RecordCategory.description

Type: string
Description: See the Category package of the RmsDomainModel for a definition of this element.

Attribute: RecordCategory.name

Type: string
Description: See the Category package of the RmsDomainModel for a definition of this element.

Connections

Association

See the Category package of the RmsDomainModel for a definition of this association.

From Class: CategoriesSIM::RecordCategory
In the Role of: parentCategory
Multiplicity: 0..1

To Class: CategoriesSIM::RecordCategory
In the Role of: childCategory
Multiplicity: 0..*

Association

See the Category package of the RmsDomainModel for a definition of this association.

From Class: CategoriesSIM::CategoryManagedRecordAssociation
In the Role of: managedRecordAssociation
Multiplicity: 0..*

To Class: CategoriesSIM::RecordCategory
In the Role of: category
Multiplicity: 1

Aggregation

See the Category package of the RmsDomainModel for a definition of this association.

From Class: CategoriesSIM::RecordCategory
In the Role of: type
Multiplicity: 0..*

To Class: CategoriesSIM::CategorizationSchema
In the Role of: schema
Multiplicity: 1

Association

See the Category package of the RmsDomainModel for a definition of this association.

From Class: CategoriesSIM::RecordCategory
In the Role of: category
Multiplicity: *

To Class: CategoriesSIM::Activity
In the Role of: associatedActivity
Multiplicity: 1

Association

See the Category package of the RmsDomainModel for a definition of this association.

From Class: CategoriesSIM::RecordCategory
In the Role of: category
Multiplicity: 0..1

To Class: CategoriesSIM::DispositionInstruction
In the Role of: dispositionInstruction
Multiplicity: 1..*

Dependency

The Categories service manages information about record categories in a schema.

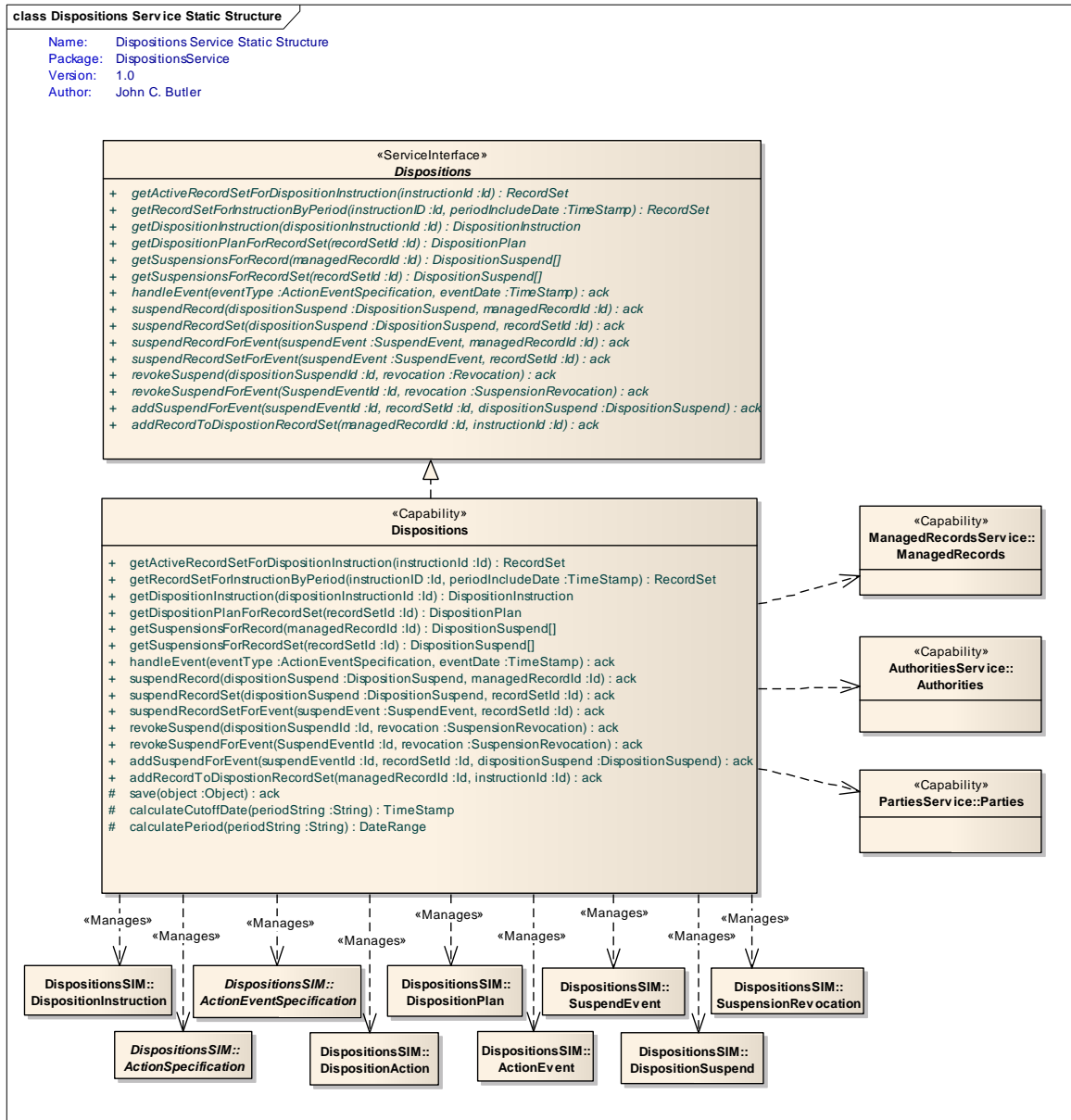
From Class: CategoriesService::Categories

To Class: CategoriesSIM::RecordCategory

Package: DispositionsService

The DispositionsService package contains the model elements that together define the Dispositions service.

Dispositions Service Static Structure



Implementations of the Dispositions service will need to realize the Dispositions ServiceInterface and all the behaviors associated with the Dispositions Capability. This includes management of a wide variety of information related to DispositionInstruction's, DispositionPlan's (instances of DispositionInstruction's for a particular RecordSet), Suspensions, Revocations. The Dispositions service will depend on the Party service for the authority responsible for the Suspensions and SuspendEvent's and on the ManagedRecords service for references to the ManagedRecord.

Class: DispositionsService::Dispositions

The Dispositions Capably specifies the required behavior and constraints of any implementations of the Dispositions ServiceInterface in a platform independent manner. Dispositions are the actions that will be taken on a set of records once the set has been cut off.

Attributes

Connections

Dependency

The Dispositions service maintains references to information maintained by the Parties service such as the creator of a disposition instruction and the organization that represents the destination of a move.

From Class: DispositionsService::Dispositions

To Class: PartiesService::Parties

Dependency

The Dispositions service manages information related to suspensions since they impact the disposition of RecordSet's.

From Class: DispositionsService::Dispositions

To Class: DispositionsSIM::SuspendEvent

Dependency

The Dispositions service manages information related to suspensions since they impact the disposition of RecordSet's.

From Class: DispositionsService::Dispositions

To Class: DispositionsSIM::DispositionSuspend

Dependency

The Dispositions service manages information related to suspension revocations since they impact the disposition of RecordSet's.

From Class: DispositionsService::Dispositions

To Class: DispositionsSIM::SuspensionRevocation

Dependency

The Dispositions service maintains references to the managed records that are in a recordset.

From Class: DispositionsService::Dispositions

To Class: ManagedRecordsService::ManagedRecords

Dependency

RMS Clients will use the Dispositions service to manage information about disposition instructions, suspensions, and RecordSet's within RMS.

From Class: RmsSolution::RMS Client

To Class: DispositionsService::Dispositions

Dependency

The Dispositions service manages information related to disposition ActionSpecification's since they potentially trigger changes to the disposition of RecordSet's.

From Class: DispositionsService::Dispositions

To Class: DispositionsSIM::ActionSpecification

Realisation

From Class: DispositionsService::Dispositions

To Interface: DispositionsService::Dispositions

Dependency

The Categories service maintains references to the disposition instructions that apply to record categories.

From Class: CategoriesService::Categories

To Class: DispositionsService::Dispositions

Dependency

The Dispositions service maintains references to the Authorities for the disposition instructions.

From Class: DispositionsService::Dispositions

To Class: AuthoritiesService::Authorities

Dependency

The Dispositions service manages information related to Disposition Instructions.

From Class: DispositionsService::Dispositions

To Class: DispositionsSIM::DispositionInstruction

Dependency

The Dispositions service manages information related to disposition ActionEventSpecification's since they potentially trigger changes to the disposition of RecordSet's.

From Class: DispositionsService::Dispositions

To Class: DispositionsSIM::ActionEventSpecification

Dependency

The Dispositions service manages information related to DispositionPlan's which are the instantiations of DispositionInstruction's for one or more RecordSet's.

From Class: DispositionsService::Dispositions

To Class: DispositionsSIM::DispositionPlan

Dependency

The Dispositions service manages information related to DispositionAction's since they potentially trigger changes to the disposition of RecordSet's.

From Class: DispositionsService::Dispositions

To Class: DispositionsSIM::DispositionAction

Dependency

The Dispositions service manages information related to disposition ActionEvent's since they trigger changes to the disposition of RecordSet's.

From Class: DispositionsService::Dispositions

To Class: DispositionsSIM::ActionEvent

Interface: DispositionsService::Dispositions

The Dispositions ServiceInterface is a platform independent specification of the operation signatures of the Dispositions service. Refer to the Dispositions Capability for definitions of the service operations.

Attributes

Connections

Realisation

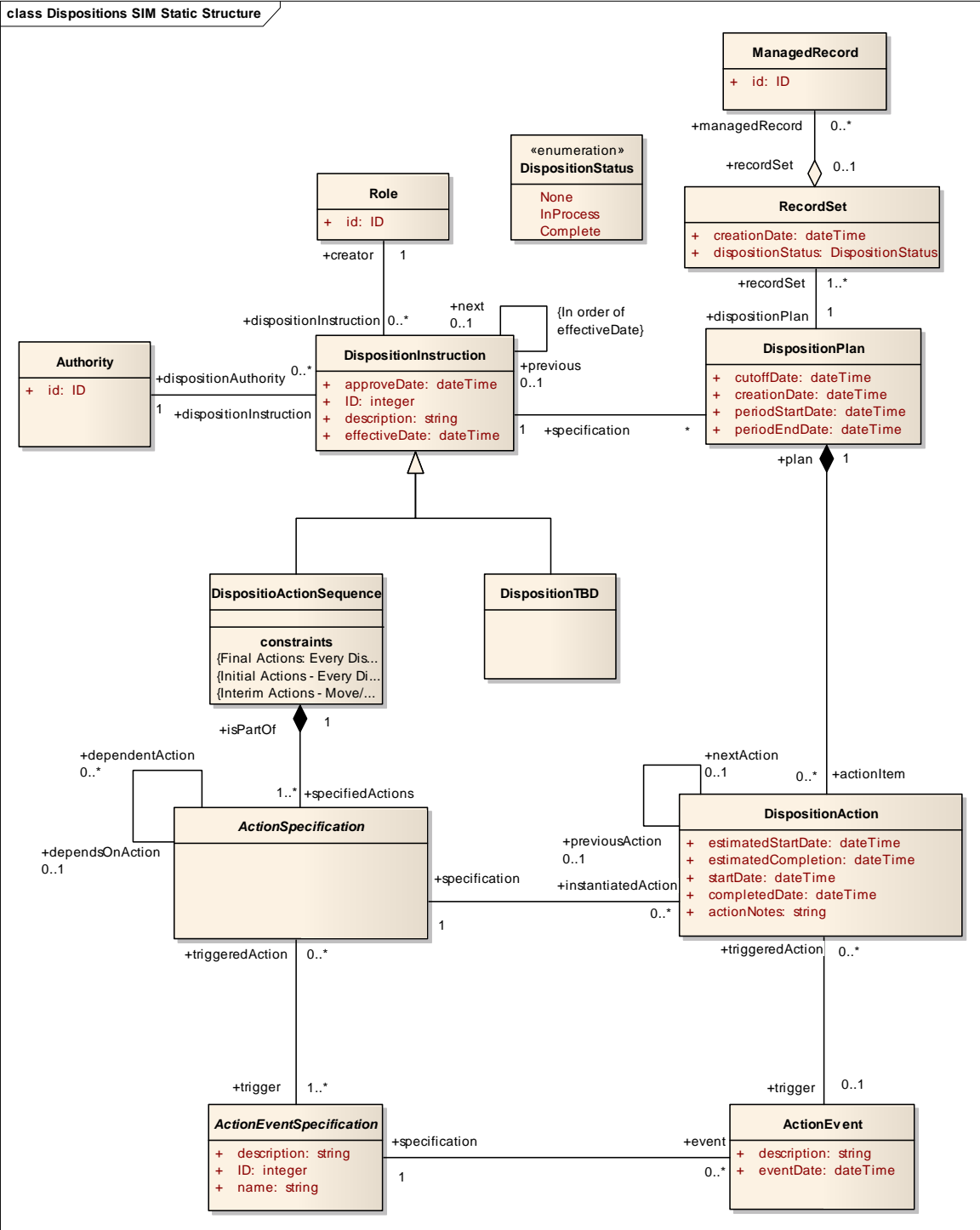
From Class: DispositionsService::Dispositions

To Interface: DispositionsService::Dispositions

Package: DispositionsSIM

The DispositionsSIM package contains the elements used to define the parameters and information management responsibilities of the Dispositions service.

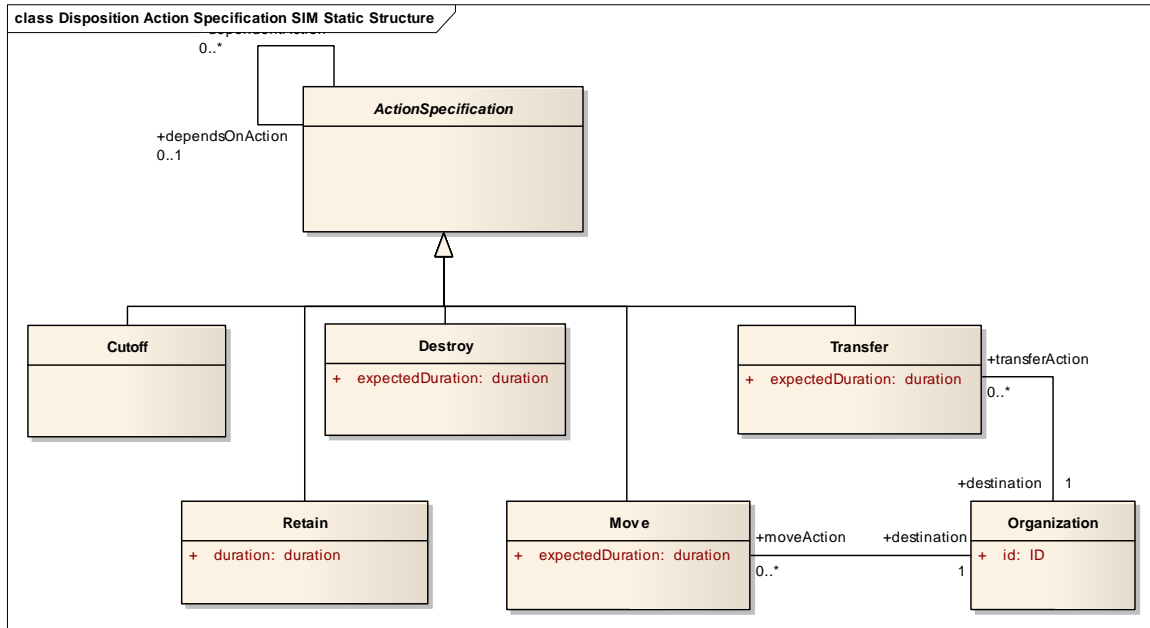
Dispositions SIM Static Structure



When a record is assigned to a record category, a disposition plan is generated based on the Disposition instruction. The Plan represents an assigned instance of the DispositionInstruction for the particular Record. The Plan also provides a mechanism to estimate the future RMS work load.

If record category is changed then the disposition plan must be deleted unless the record category points to the same DispositionInstruction.

Disposition Action Specification SIM Static Structure



When a record is assigned to a record category, a disposition plan is generated based on the Disposition instruction. The Plan represents an assigned instance of the DispositionInstruction for the particular Record. The Plan also provides a mechanism to estimate the future RMS work load.

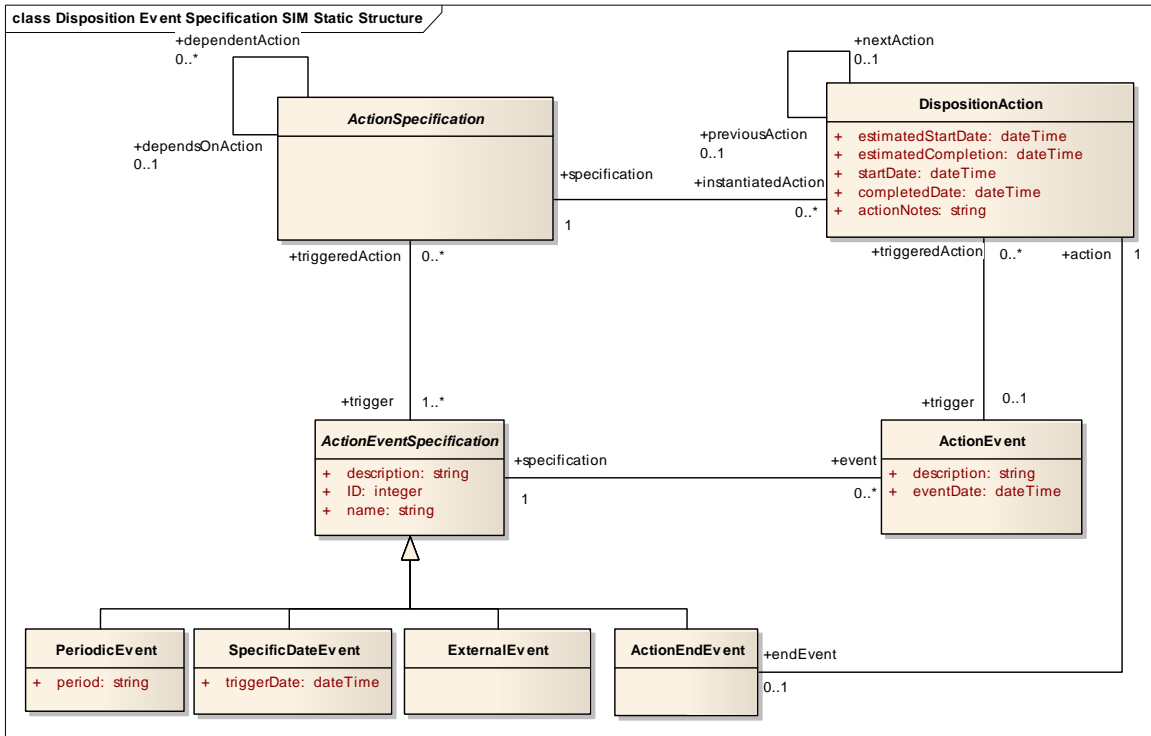
If record category is changed then the disposition plan must be deleted unless the record category points to the same DispositionInstruction.

Initial Actions - Every DispositionInstruction must have one and only one Cutoff ActionSpecification as it's first ActionSpecification. The cutoff must be followed by a Retain action.

Interim Actions - Move/Retain Pairs - Every Move must be followed by a Retain.

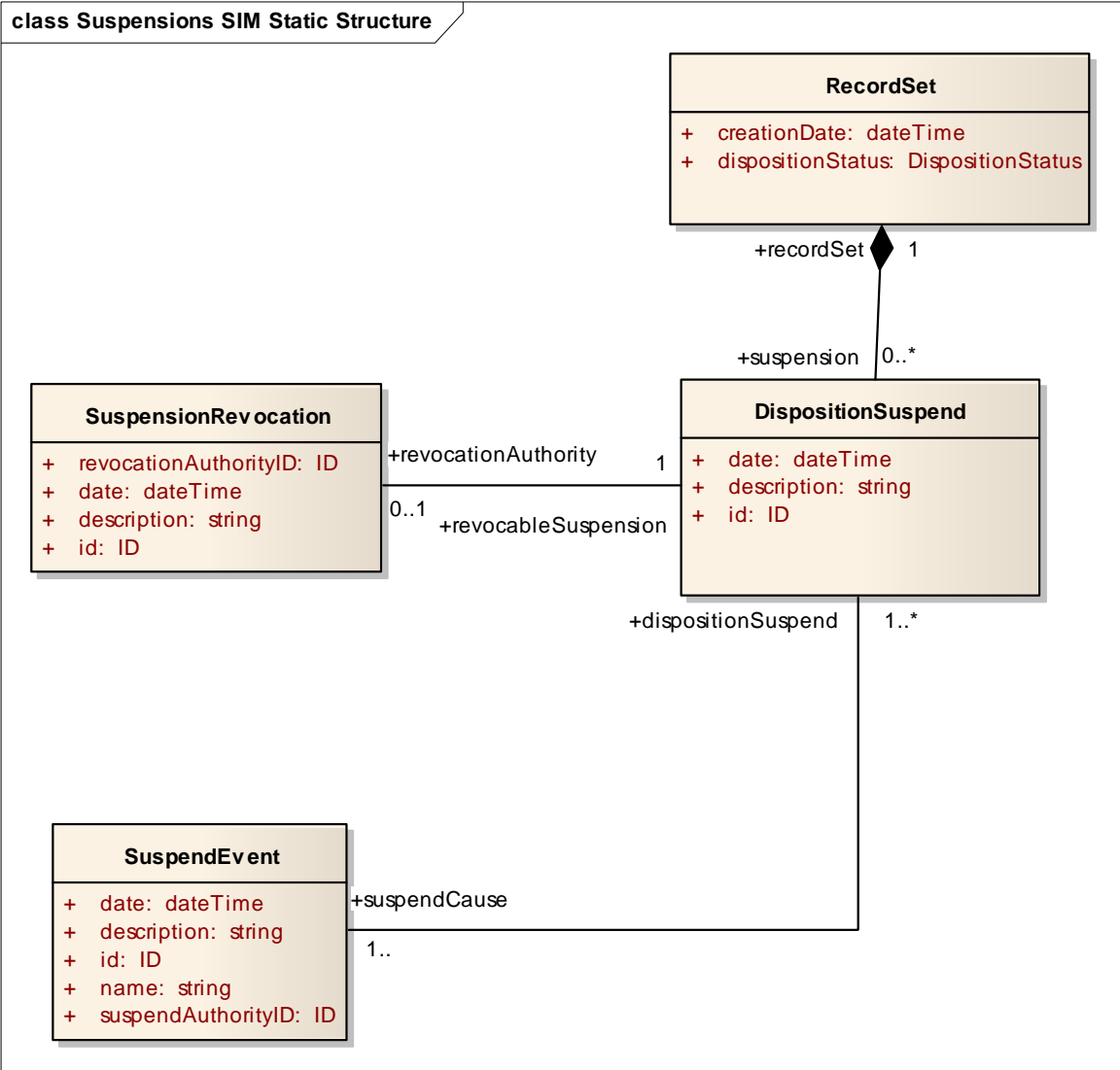
Final Actions - Every DispositionActionSequence must end with either a Transfer or Destroy ActionSpecification.

Disposition Event Specification SIM Static Structure



Actions are triggered by ActionEvent's and sometimes generate events as in the case of ActionEndEvent. Actions and Events provide a mechanism for defining and tracking the execution of DispositionInstruction's for RecordSet's. Please see the Disposition package of the RmsDomainModel for more detail.

Suspensions SIM Static Structure



The Suspensions SIM Static Structure diagram shows the information elements related to the suspension of managed record dispositions and the corresponding suspension revocations that the Dispositions service must manage.

Class: DispositionsSIM::ActionEndEvent

See the Dispositions package of the RmsDomainModel for a definition of this element.

Attributes

Connections

Association

See the Dispositions package of the RmsDomainModel for a definition of this association.

From Class: DispositionsSIM::DispositionAction
In the Role of: action
Multiplicity: 1

To Class: DispositionsSIM::ActionEndEvent
In the Role of: endEvent
Multiplicity: 0..1

Generalization

From Class: DispositionsSIM::ActionEndEvent

To Class: DispositionsSIM::ActionEventSpecification

Class: DispositionsSIM::ActionEvent

Please see the Dispositions package of the RmsDomainModel for a detailed definition of ActionEvent.

Attributes

Attribute: ActionEvent.description

Type: string

Attribute: ActionEvent.eventDate

Type: dateTime

Connections

Association

See the Dispositions package of the RmsDomainModel for a definition of this association.

From Class: DispositionsSIM::DispositionAction
In the Role of: triggeredAction
Multiplicity: 0..*

To Class: DispositionsSIM::ActionEvent
In the Role of: trigger
Multiplicity: 0..1

Association

See the Dispositions package of the RmsDomainModel for a definition of this association.

From Class: DispositionsSIM::ActionEvent
In the Role of: event
Multiplicity: 0..*

To Class: DispositionsSIM::ActionEventSpecification
In the Role of: specification
Multiplicity: 1

Dependency

The Dispositions service manages information related to disposition ActionEvent's since they trigger changes to the disposition of RecordSet's.

From Class: DispositionsService::Dispositions

To Class: DispositionsSIM::ActionEvent

Class: DispositionsSIM::ActionSpecification

See the Dispositions package of the RmsDomainModel for a definition of this element.

Attributes

Connections

Generalization

From Class: DispositionsSIM::Destroy

To Class: DispositionsSIM::ActionSpecification

Generalization

From Class: DispositionsSIM::Cutoff

To Class: DispositionsSIM::ActionSpecification

Association

See the Dispositions package of the RmsDomainModel for a definition of this association.

From Class: DispositionsSIM::DispositionAction
In the Role of: instantiatedAction
Multiplicity: 0..*

To Class: DispositionsSIM::ActionSpecification
In the Role of: specification
Multiplicity: 1

Association

See the Dispositions package of the RmsDomainModel for a definition of this association.

From Class: DispositionsSIM::ActionSpecification
In the Role of: triggeredAction
Multiplicity: 0..*

To Class: DispositionsSIM::ActionEventSpecification
In the Role of: trigger
Multiplicity: 1..*

Aggregation

See the Dispositions package of the RmsDomainModel for a definition of this association.

From Class: DispositionsSIM::ActionSpecification
In the Role of: specifiedActions
Multiplicity: 1..*

To Class: DispositionsSIM::DispositioActionSequence
In the Role of: isPartOf
Multiplicity: 1

Dependency

The Dispositions service manages information related to disposition ActionSpecification's since they potentially trigger changes to the disposition of RecordSet's.

From Class: DispositionsService::Dispositions

To Class: DispositionsSIM::ActionSpecification

Generalization

From Class: DispositionsSIM::Transfer

To Class: DispositionsSIM::ActionSpecification

Generalization

From Class: DispositionsSIM::Move

To Class: DispositionsSIM::ActionSpecification

Generalization

From Class: DispositionsSIM::Retain

To Class: DispositionsSIM::ActionSpecification

AssociationClass

See the Dispositions package of the RmsDomainModel for a definition of this association.

From Class: DispositionsSIM::ActionSpecification

In the Role of: dependentAction

Multiplicity: 0..*

To Class: DispositionsSIM::ActionSpecification

In the Role of: dependsOnAction

Multiplicity: 0..1

Class: DispositionsSIM::Authority

See the Party package of the RmsDomainModel for a definition of this element. Note that this element is only a reference to the authority maintained by the Authorities service.

Attributes

Attribute: Authority.id

Type: ID

Description: A unique identifier of the disposition authority for the instruction.

Connections

Association

See the Dispositions package of the RmsDomainModel for a definition of this association.

From Class: DispositionsSIM::DispositionInstruction

In the Role of: dispositionInstruction

Multiplicity: 0..*

To Class: DispositionsSIM::Authority

In the Role of: dispositionAuthority

Multiplicity: 1

Class: DispositionsSIM::Cutoff

See the Dispositions package of the RmsDomainModel for a definition of this element.

Attributes

Connections

Generalization

From Class: DispositionsSIM::Cutoff

To Class: DispositionsSIM::ActionSpecification

Class: DispositionsSIM::Destroy

See the Dispositions package of the RmsDomainModel for a definition of this element.

Attributes

Attribute: Destroy.expectedDuration

Type: duration

Description: See the Dispositions package of the RmsDomainModel for a definition of this element.

Connections

Generalization

From Class: DispositionsSIM::Destroy

To Class: DispositionsSIM::ActionSpecification

Class: DispositionsSIM::DispositioActionSequence

See the Dispositions package of the RmsDomainModel for a definition of this element.

Attributes

Connections

Constraint Name: Final Actions: Every DispositionActionSequence must end with either a Transfer or Destroy ActionSpecification.

Constraint Name: Initial Actions - Every DispositionInstruction must have one and only one Cutoff ActionSpecification as it's first ActionSpecification. The cutoff must be followed by a Retain action.

Constraint Name: Interim Actions - Move/Retain Pairs - Every Move must be followed by a Retain

Generalization

From Class: DispositionsSIM::DispositioActionSequence

To Class: DispositionsSIM::DispositionInstruction

Aggregation

See the Dispositions package of the RmsDomainModel for a definition of this association.

From Class: DispositionsSIM::ActionSpecification

In the Role of: specifiedActions

Multiplicity: 1..*

To Class: DispositionsSIM::DispositioActionSequence

In the Role of: isPartOf

Multiplicity: 1

Class: DispositionsSIM::DispositionAction

See the Dispositions package of the RmsDomainModel for a definition of this element.

Attributes

Attribute: DispositionAction.estimatedStartDate

Type: dateTime

Description: See the Dispositions package of the RmsDomainModel for a definition of this element.

Attribute: DispositionAction.estimatedCompletion

Type: dateTime

Description: See the Dispositions package of the RmsDomainModel for a definition of this element.

Attribute: DispositionAction.startDate

Type: dateTime

Description: See the Dispositions package of the RmsDomainModel for a definition of this element.

Attribute: DispositionAction.completedDate

Type: dateTime

Description: See the Dispositions package of the RmsDomainModel for a definition of this element.

Attribute: DispositionAction.actionNotes

Type: string

Description: See the Dispositions package of the RmsDomainModel for a definition of this element.

Connections**Association**

See the Dispositions package of the RmsDomainModel for a definition of this association.

From Class: DispositionsSIM::DispositionAction

In the Role of: action

Multiplicity: 1

To Class: DispositionsSIM::ActionEndEvent

In the Role of: endEvent

Multiplicity: 0..1

Association

See the Dispositions package of the RmsDomainModel for a definition of this association.

From Class: DispositionsSIM::DispositionAction

In the Role of: instantiatedAction

Multiplicity: 0..*

To Class: DispositionsSIM::ActionSpecification

In the Role of: specification

Multiplicity: 1

Association

See the Dispositions package of the RmsDomainModel for a definition of this association.

From Class: DispositionsSIM::DispositionAction

In the Role of: triggeredAction

Multiplicity: 0..*

To Class: DispositionsSIM::ActionEvent

In the Role of: trigger

Multiplicity: 0..1

Dependency

The Dispositions service manages information related to DispositionAction's since they potentially trigger changes to the disposition of RecordSet's.

From Class: DispositionsService::Dispositions

To Class: DispositionsSIM::DispositionAction

Aggregation

See the Dispositions package of the RmsDomainModel for a definition of this association.

From Class: DispositionsSIM::DispositionAction

In the Role of: actionItem

Multiplicity: 0..*

To Class: DispositionsSIM::DispositionPlan

In the Role of: plan

Multiplicity: 1

Association

See the Dispositions package of the RmsDomainModel for a definition of this association.

From Class: DispositionsSIM::DispositionAction

In the Role of: nextAction

Multiplicity: 0..1

To Class: DispositionsSIM::DispositionAction

In the Role of: previousAction

Multiplicity: 0..1

Class: DispositionsSIM::DispositionPlan

See the Dispositions package of the RmsDomainModel for a definition of this element.

Attributes

Attribute: DispositionPlan.cutoffDate

Type: dateTime

Description: See the Dispositions package of the RmsDomainModel for a definition of this element.

Attribute: DispositionPlan.creationDate

Type: dateTime

Description: See the Dispositions package of the RmsDomainModel for a definition of this element.

Attribute: DispositionPlan.periodStartDate

Type: dateTime

Description: See the Dispositions package of the RmsDomainModel for a definition of this element.

Attribute: DispositionPlan.periodEndDate

Type: dateTime

Description: See the Dispositions package of the RmsDomainModel for a definition of this element.

Connections

Association

See the Dispositions package of the RmsDomainModel for a definition of this association.

From Class: DispositionsSIM::RecordSet

In the Role of: recordSet

Multiplicity: 1..*

To Class: DispositionsSIM::DispositionPlan

In the Role of: dispositionPlan

Multiplicity: 1

Association

See the Dispositions package of the RmsDomainModel for a definition of this association.

From Class: DispositionsSIM::DispositionPlan

Multiplicity: *

To Class: DispositionsSIM::DispositionInstruction

In the Role of: specification

Multiplicity: 1

Dependency

The Dispositions service manages information related to DispositionPlan's which are the instantiations of DispositionInstruction's for one or more RecordSet's.

From Class: DispositionsService::Dispositions

To Class: DispositionsSIM::DispositionPlan

Aggregation

See the Dispositions package of the RmsDomainModel for a definition of this association.

From Class: DispositionsSIM::DispositionAction
In the Role of: actionItem
Multiplicity: 0..*

To Class: DispositionsSIM::DispositionPlan
In the Role of: plan
Multiplicity: 1

Enumeration: DispositionsSIM::DispositionStatus

See the Dispositions package of the RmsDomainModel for a definition of this element.

Attributes

Attribute: DispositionStatus.None

Description: See the Dispositions package of the RmsDomainModel for a definition of this element.

Attribute: DispositionStatus.InProcess

Description: See the Dispositions package of the RmsDomainModel for a definition of this element.

Attribute: DispositionStatus.Complete

Description: See the Dispositions package of the RmsDomainModel for a definition of this element.

Connections

Class: DispositionsSIM::DispositionTBD

See the Dispositions package of the RmsDomainModel for a definition of this element.

Attributes

Connections

Generalization

From Class: DispositionsSIM::DispositionTBD

To Class: DispositionsSIM::DispositionInstruction

Class: DispositionsSIM::ExternalEvent

See the Dispositions package of the RmsDomainModel for a definition of this element.

Attributes

Connections

Generalization

From Class: DispositionsSIM::ExternalEvent

To Class: DispositionsSIM::ActionEventSpecification

Class: DispositionsSIM::ManagedRecord

See the ManagedRecord package of the RmsDomainModel for a definition of this element. Note that this element is only a reference to the managed record maintained by the ManagedRecords service.

Attributes

Attribute: ManagedRecord.id

Type: ID

Description: Unique identifier for the managed record.

Connections

Association

See the Dispositions package of the RmsDomainModel for a definition of this association.

From Class: DispositionsSIM::RecordSet

In the Role of: recordSet

Multiplicity: 0..1

To Class: DispositionsSIM::ManagedRecord

In the Role of: managedRecord

Multiplicity: 0..*

Class: DispositionsSIM::Move

See the Dispositions package of the RmsDomainModel for a definition of this element.

Attributes

Attribute: Move.expectedDuration

Type: duration
Description: See the Dispositions package of the RmsDomainModel for a definition of this element.

Connections

Association

See the Dispositions package of the RmsDomainModel for a definition of this association.

From Class: DispositionsSIM::Move
In the Role of: moveAction
Multiplicity: 0..*

To Class: DispositionsSIM::Organization
In the Role of: destination
Multiplicity: 1

Generalization

From Class: DispositionsSIM::Move

To Class: DispositionsSIM::ActionSpecification

Class: DispositionsSIM::Organization

See the Parties package of the RmsDomainModel for a definition of this element. It should be noted that this element is a placeholder that acts as a reference element to the Parties service.

Attributes

Attribute: Organization.id

Type: ID
Description: A unique identifier for the organization.

Connections

Association

See the Dispositions package of the RmsDomainModel for a definition of this association.

From Class: DispositionsSIM::Move
In the Role of: moveAction
Multiplicity: 0..*

To Class: DispositionsSIM::Organization
In the Role of: destination
Multiplicity: 1

Association

See the Dispositions package of the RmsDomainModel for a definition of this association.

From Class: DispositionsSIM::Transfer
In the Role of: transferAction
Multiplicity: 0..*

To Class: DispositionsSIM::Organization
In the Role of: destination
Multiplicity: 1

Class: DispositionsSIM::PeriodicEvent

See the Dispositions package of the RmsDomainModel for a definition of this element.

Attributes

Attribute: PeriodicEvent.period

Type: string
Description: See the Dispositions package of the RmsDomainModel for a definition of this element.

Connections

Generalization

From Class: DispositionsSIM::PeriodicEvent

To Class: DispositionsSIM::ActionEventSpecification

Class: DispositionsSIM::RecordSet

See the Dispositions package of the RmsDomainModel for a definition of this element.

Attributes

Attribute: RecordSet.creationDate

Type: dateTime
Description: See the Dispositions package of the RmsDomainModel for a definition of this element.

Attribute: RecordSet.dispositionStatus

Type: DispositionStatus
Description: See the Dispositions package of the RmsDomainModel for a definition of this element.

Connections

Association

See the Dispositions package of the RmsDomainModel for a definition of this association.

From Class: DispositionsSIM::RecordSet
In the Role of: recordSet
Multiplicity: 1..*

To Class: DispositionsSIM::DispositionPlan
In the Role of: dispositionPlan
Multiplicity: 1

Aggregation

See the Dispositions package of the RmsDomainModel for a definition of this association.

From Class: DispositionsSIM::DispositionSuspend
In the Role of: suspension
Multiplicity: 0..*

To Class: DispositionsSIM::RecordSet
In the Role of: recordSet
Multiplicity: 1

Association

See the Dispositions package of the RmsDomainModel for a definition of this association.

From Class: DispositionsSIM::RecordSet
In the Role of: recordSet
Multiplicity: 0..1

To Class: DispositionsSIM::ManagedRecord
In the Role of: managedRecord
Multiplicity: 0..*

Class: DispositionsSIM::Retain

See the Dispositions package of the RmsDomainModel for a definition of this element.

Attributes

Attribute: **Retain.duration**

Type: duration

Description: See the Dispositions package of the RmsDomainModel for a definition of this element.

Connections

Generalization

From Class: DispositionsSIM::Retain

To Class: DispositionsSIM::ActionSpecification

Class: DispositionsSIM::Role

The role that created the disposition instruction. This element is a reference to the information managed by the Parties service.

Attributes

Attribute: **Role.id**

Type: ID

Connections

Association

See the Dispositions package of the RmsDomainModel for a definition of this association.

From Class: DispositionsSIM::DispositionInstruction

In the Role of: dispositionInstruction

Multiplicity: 0..*

To Class: DispositionsSIM::Role

In the Role of: creator

Multiplicity: 1

Class: DispositionsSIM::SpecificDateEvent

See the Dispositions package of the RmsDomainModel for a definition of this element.

Attributes

Attribute: **SpecificDateEvent.triggerDate**

Type: dateTime

Description: See the Dispositions package of the RmsDomainModel for a definition of this element.

Connections

Generalization

From Class: DispositionsSIM::SpecificDateEvent

To Class: DispositionsSIM::ActionEventSpecification

Class: DispositionsSIM::SuspendEvent

See the Dispositions package of the RmsDomainModel for a definition of this element.

Attributes

Attribute: SuspendEvent.date

Type: dateTime

Description: See the Dispositions package of the RmsDomainModel for a definition of this element.

Attribute: SuspendEvent.description

Type: string

Description: See the Dispositions package of the RmsDomainModel for a definition of this element.

Attribute: SuspendEvent.id

Type: ID

Description: See the Dispositions package of the RmsDomainModel for a definition of this element.

Attribute: SuspendEvent.name

Type: string

Description: See the Dispositions package of the RmsDomainModel for a definition of this element.

Attribute: SuspendEvent.suspendAuthorityID

Type: ID

Description: Identifier for the authority invoking the suspension.

Connections

Association

See the Dispositions package of the RmsDomainModel for a definition of this association.

From Class: DispositionsSIM::SuspendEvent
In the Role of: suspendCause
Multiplicity: 1..

To Class: DispositionsSIM::DispositionSuspend
In the Role of: dispositionSuspend
Multiplicity: 1..*

Dependency

The Dispositions service manages information related to suspensions since they impact the disposition of RecordSet's.

From Class: DispositionsService::Dispositions

To Class: DispositionsSIM::SuspendEvent

Class: DispositionsSIM::Transfer

See the Dispositions package of the RmsDomainModel for a definition of this element.

Attributes

Attribute: Transfer.expectedDuration

Type: duration

Connections

Association

See the Dispositions package of the RmsDomainModel for a definition of this association.

From Class: DispositionsSIM::Transfer
In the Role of: transferAction
Multiplicity: 0..*

To Class: DispositionsSIM::Organization
In the Role of: destination
Multiplicity: 1

Generalization

From Class: DispositionsSIM::Transfer

To Class: DispositionsSIM::ActionSpecification

Class: DispositionsSIM::ActionEventSpecification

See the Dispositions package of the RmsDomainModel for a definition of this element.

Attributes

Attribute: ActionEventSpecification.description

Type: string

Attribute: ActionEventSpecification.ID

Type: integer

Attribute: ActionEventSpecification.name

Type: string

Connections

Generalization

From Class: DispositionsSIM::ActionEndEvent

To Class: DispositionsSIM::ActionEventSpecification

Association

See the Dispositions package of the RmsDomainModel for a definition of this association.

From Class: DispositionsSIM::ActionSpecification

In the Role of: triggeredAction

Multiplicity: 0..*

To Class: DispositionsSIM::ActionEventSpecification

In the Role of: trigger

Multiplicity: 1..*

Association

See the Dispositions package of the RmsDomainModel for a definition of this association.

From Class: DispositionsSIM::ActionEvent

In the Role of: event

Multiplicity: 0..*

To Class: DispositionsSIM::ActionEventSpecification

In the Role of: specification

Multiplicity: 1

Dependency

The Dispositions service manages information related to disposition ActionEventSpecification's since they potentially trigger changes to the disposition of RecordSet's.

From Class: DispositionsService::Dispositions

To Class: DispositionsSIM::ActionEventSpecification

Generalization

From Class: DispositionsSIM::SpecificDateEvent

To Class: DispositionsSIM::ActionEventSpecification

Generalization

From Class: DispositionsSIM::PeriodicEvent

To Class: DispositionsSIM::ActionEventSpecification

Generalization

From Class: DispositionsSIM::ExternalEvent

To Class: DispositionsSIM::ActionEventSpecification

Class: DispositionsSIM::DispositionInstruction

See the Dispositions package of the RmsDomainModel for a definition of this element.

Attributes

Attribute: DispositionInstruction.approveDate

Type: dateTime

Description: See the Dispositions package of the RmsDomainModel for a definition of this element.

Attribute: DispositionInstruction.ID

Type: integer

Description: See the Dispositions package of the RmsDomainModel for a definition of this element.

Attribute: DispositionInstruction.description

Type: string

Description: See the Dispositions package of the RmsDomainModel for a definition of this element.

Attribute: DispositionInstruction.effectiveDate

Type: dateTime

Description: See the Dispositions package of the RmsDomainModel for a definition of this element.

Connections

Generalization

From Class: DispositionsSIM::DispositioActionSequence

To Class: DispositionsSIM::DispositionInstruction

Generalization

From Class: DispositionsSIM::DispositionTBD

To Class: DispositionsSIM::DispositionInstruction

Association

See the Dispositions package of the RmsDomainModel for a definition of this association.

From Class: DispositionsSIM::DispositionInstruction

In the Role of: dispositionInstruction

Multiplicity: 0..*

To Class: DispositionsSIM::Authority

In the Role of: dispositionAuthority

Multiplicity: 1

Association

See the Dispositions package of the RmsDomainModel for a definition of this association.

From Class: DispositionsSIM::DispositionInstruction

In the Role of: dispositionInstruction

Multiplicity: 0..*

To Class: DispositionsSIM::Role

In the Role of: creator

Multiplicity: 1

Association

See the Dispositions package of the RmsDomainModel for a definition of this association.

From Class: DispositionsSIM::DispositionPlan

Multiplicity: *

To Class: DispositionsSIM::DispositionInstruction
In the Role of: specification
Multiplicity: 1

Dependency

The Dispositions service manages information related to Disposition Instructions.

From Class: DispositionsService::Dispositions
To Class: DispositionsSIM::DispositionInstruction

Association

See the Dispositions package of the RmsDomainModel for a definition of this association.

From Class: DispositionsSIM::DispositionInstruction
In the Role of: previous
Multiplicity: 0..1

To Class: DispositionsSIM::DispositionInstruction
In the Role of: next
Multiplicity: 0..1

Class: DispositionsSIM::DispositionSuspend

See the Dispositions package of the RmsDomainModel for a definition of this element.

Attributes

Attribute: DispositionSuspend.date

Type: dateTime
Description: See the Dispositions package of the RmsDomainModel for a definition of this element.

Attribute: DispositionSuspend.description

Type: string
Description: See the Dispositions package of the RmsDomainModel for a definition of this element.

Attribute: DispositionSuspend.id

Type: ID
Description: See the Dispositions package of the RmsDomainModel for a definition of this element.

Connections

Association

See the Dispositions package of the RmsDomainModel for a definition of this association.

From Class: DispositionsSIM::SuspensionRevocation
In the Role of: revocationAuthority
Multiplicity: 0..1

To Class: DispositionsSIM::DispositionSuspend
In the Role of: revocableSuspension
Multiplicity: 1

Association

See the Dispositions package of the RmsDomainModel for a definition of this association.

From Class: DispositionsSIM::SuspendEvent
In the Role of: suspendCause
Multiplicity: 1..

To Class: DispositionsSIM::DispositionSuspend
In the Role of: dispositionSuspend
Multiplicity: 1..*

Dependency

The Dispositions service manages information related to suspensions since they impact the disposition of RecordSet's.

From Class: DispositionsService::Dispositions

To Class: DispositionsSIM::DispositionSuspend

Aggregation

See the Dispositions package of the RmsDomainModel for a definition of this association.

From Class: DispositionsSIM::DispositionSuspend
In the Role of: suspension
Multiplicity: 0..*

To Class: DispositionsSIM::RecordSet
In the Role of: recordSet

Multiplicity: 1

Class: DispositionsSIM::SuspensionRevocation

See the Dispositions package of the RmsDomainModel for a definition of this element.

Attributes

Attribute: SuspensionRevocation.revocationAuthorityID

Type: ID

Description: Identifier for the authority revoking the suspension.

Attribute: SuspensionRevocation.date

Type: dateTime

Description: See the Dispositions package of the RmsDomainModel for a definition of this element.

Attribute: SuspensionRevocation.description

Type: string

Description: See the Dispositions package of the RmsDomainModel for a definition of this element.

Attribute: SuspensionRevocation.id

Type: ID

Connections

Association

See the Dispositions package of the RmsDomainModel for a definition of this association.

From Class: DispositionsSIM::SuspensionRevocation

In the Role of: revocationAuthority

Multiplicity: 0..1

To Class: DispositionsSIM::DispositionSuspend

In the Role of:: revocableSuspension

Multiplicity: 1

Dependency

The Dispositions service manages information related to suspension revocations since they impact the disposition of RecordSet's.

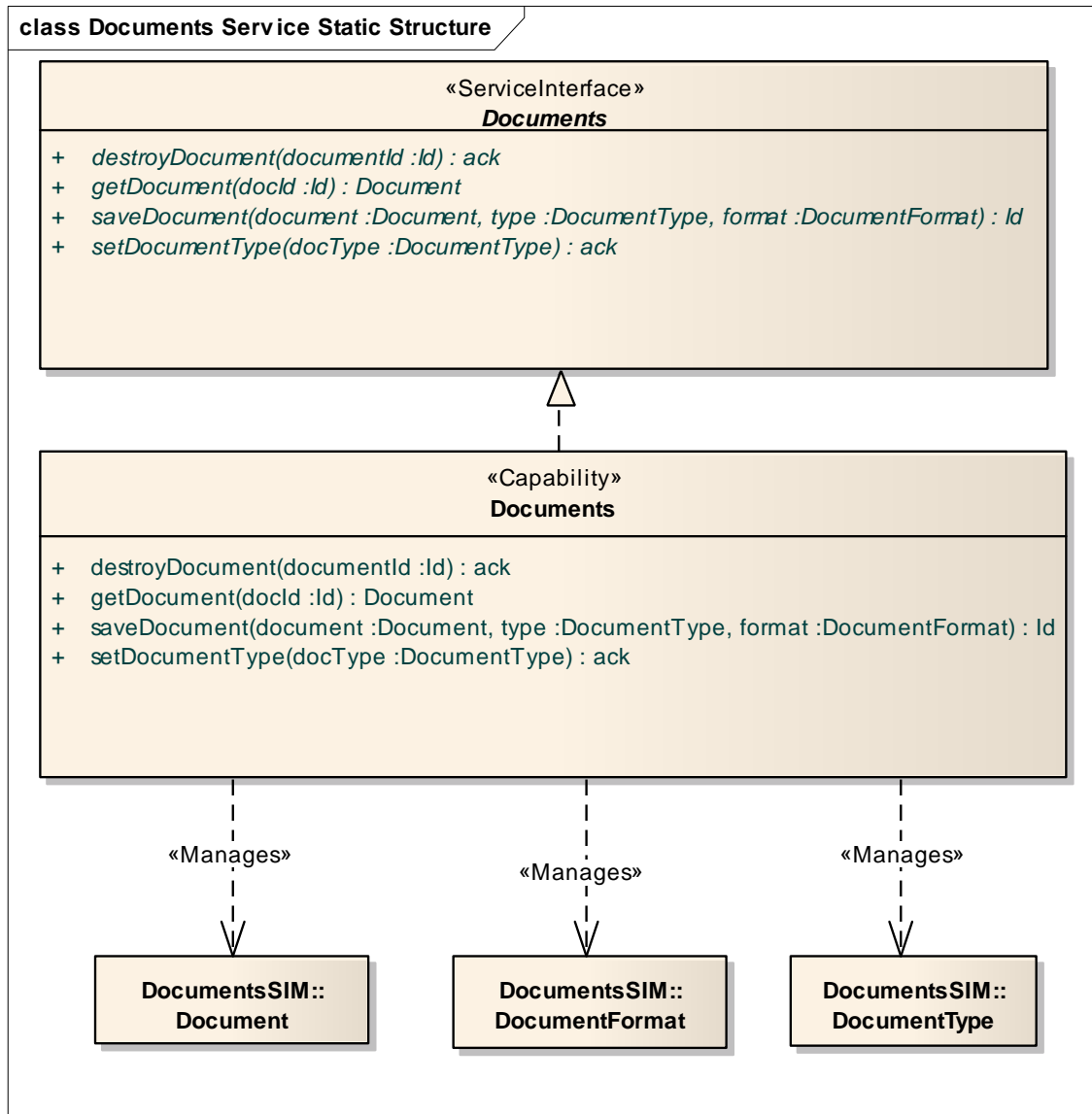
From Class: DispositionsService::Dispositions

To Class: DispositionsSIM::SuspensionRevocation

Package: DocumentsService

The DocumentsService package contains the model elements that together define the Documents service.

Documents Service Static Structure



Implementations of the Documents service will need to realize the Documents ServiceInterface and all the behaviors associated with the Documents Capability. This includes management of the documents which comprise the content of ManagedRecords.

Class: DocumentsService::Documents

Attributes

Connections

Dependency

The RecordAuthentications service maintains references to the documents associated with managed records that have been authenticated.

From Class: RecordAuthenticationsService::RecordAuthentications

To Class: DocumentsService::Documents

Realisation

From Class: DocumentsService::Documents

To Interface: DocumentsService::Documents

Dependency

The Documents service manages information related to the documents that represent the content of managed records.

From Class: DocumentsService::Documents

To Class: DocumentsSIM::Document

Dependency

The Documents service manages information related to the documents that represent the content of managed records.

From Class: DocumentsService::Documents

To Class: DocumentsSIM::DocumentFormat

Dependency

The Documents service manages information related to the documents that represent the content of managed records.

From Class: DocumentsService::Documents

To Class: DocumentsSIM::DocumentType

Dependency

The ManagedRecords service depends on the Documents service to manage the actual documents that make up the contents of the record.

From Class: ManagedRecordsService::ManagedRecords

To Class: DocumentsService::Documents

Interface: DocumentsService::Documents

Attributes

Connections

Realisation

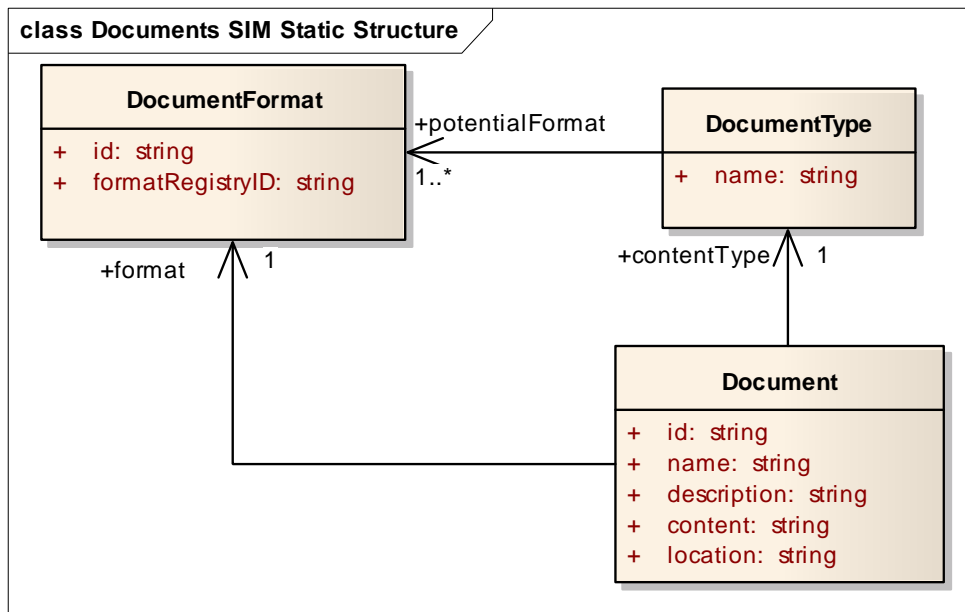
From Class: DocumentsService::Documents

To Interface: DocumentsService::Documents

Package: DocumentsSIM

The DocumentsSIM package contains the elements used to define the parameters and information management responsibilities of the Documents service.

Documents SIM Static Structure



The Documents SIM Static Structure diagram shows the information elements related to the documents that represent the contents of managed record that the Documents service must manage.

Class: DocumentsSIM::DocumentFormat

See the Document package of the RmsDomainModel for a definition of this element.

Attributes

Attribute: **DocumentFormat.id**

Type: string

Description: See the Document package of the RmsDomainModel for a definition of this element.

Attribute: **DocumentFormat.formatRegistryID**

Type: string

Description: See the Document package of the RmsDomainModel for a definition of this element.

Connections

Association

See the Document package of the RmsDomainModel for a definition of this association.

From Class: DocumentsSIM::DocumentType

To Class: DocumentsSIM::DocumentFormat

In the Role of: potentialFormat

Multiplicity: 1..*

Association

See the Document package of the RmsDomainModel for a definition of this association.

From Class: DocumentsSIM::Document

To Class: DocumentsSIM::DocumentFormat

In the Role of: format

Multiplicity: 1

Dependency

The Documents service manages information related to the documents that represent the content of managed records.

From Class: DocumentsService::Documents

To Class: DocumentsSIM::DocumentFormat

Class: DocumentsSIM::DocumentType

See the Document package of the RmsDomainModel for a definition of this element.

Attributes

Attribute: **DocumentType.name**

Type: string

Description: See the Document package of the RmsDomainModel for a definition of this element.

Connections

Association

See the Document package of the RmsDomainModel for a definition of this association.

From Class: DocumentsSIM::Document

To Class: DocumentsSIM::DocumentType

In the Role of: contentType

Multiplicity: 1

Association

See the Document package of the RmsDomainModel for a definition of this association.

From Class: DocumentsSIM::DocumentType

To Class: DocumentsSIM::DocumentFormat

In the Role of: potentialFormat

Multiplicity: 1..*

Dependency

The Documents service manages information related to the documents that represent the content of managed records.

From Class: DocumentsService::Documents

To Class: DocumentsSIM::DocumentType

Class: DocumentsSIM::Document

See the Document package of the RmsDomainModel for a definition of this element.

Attributes

Attribute: **Document.id**

Type: string

Description: See the Document package of the RmsDomainModel for a definition of this element.

Attribute: Document.name

Type: string

Description: See the Document package of the RmsDomainModel for a definition of this element.

Attribute: Document.description

Type: string

Description: See the Document package of the RmsDomainModel for a definition of this element.

Attribute: Document.content

Type: string

Description: See the Document package of the RmsDomainModel for a definition of this element.

Attribute: Document.location

Type: string

Description: See the Document package of the RmsDomainModel for a definition of this element.

Connections

Association

See the Document package of the RmsDomainModel for a definition of this association.

From Class: DocumentsSIM::Document

To Class: DocumentsSIM::DocumentType

In the Role of: contentType

Multiplicity: 1

Association

See the Document package of the RmsDomainModel for a definition of this association.

From Class: DocumentsSIM::Document

To Class: DocumentsSIM::DocumentFormat

In the Role of: format

Multiplicity: 1

Dependency

The Documents service manages information related to the documents that represent the content of managed records.

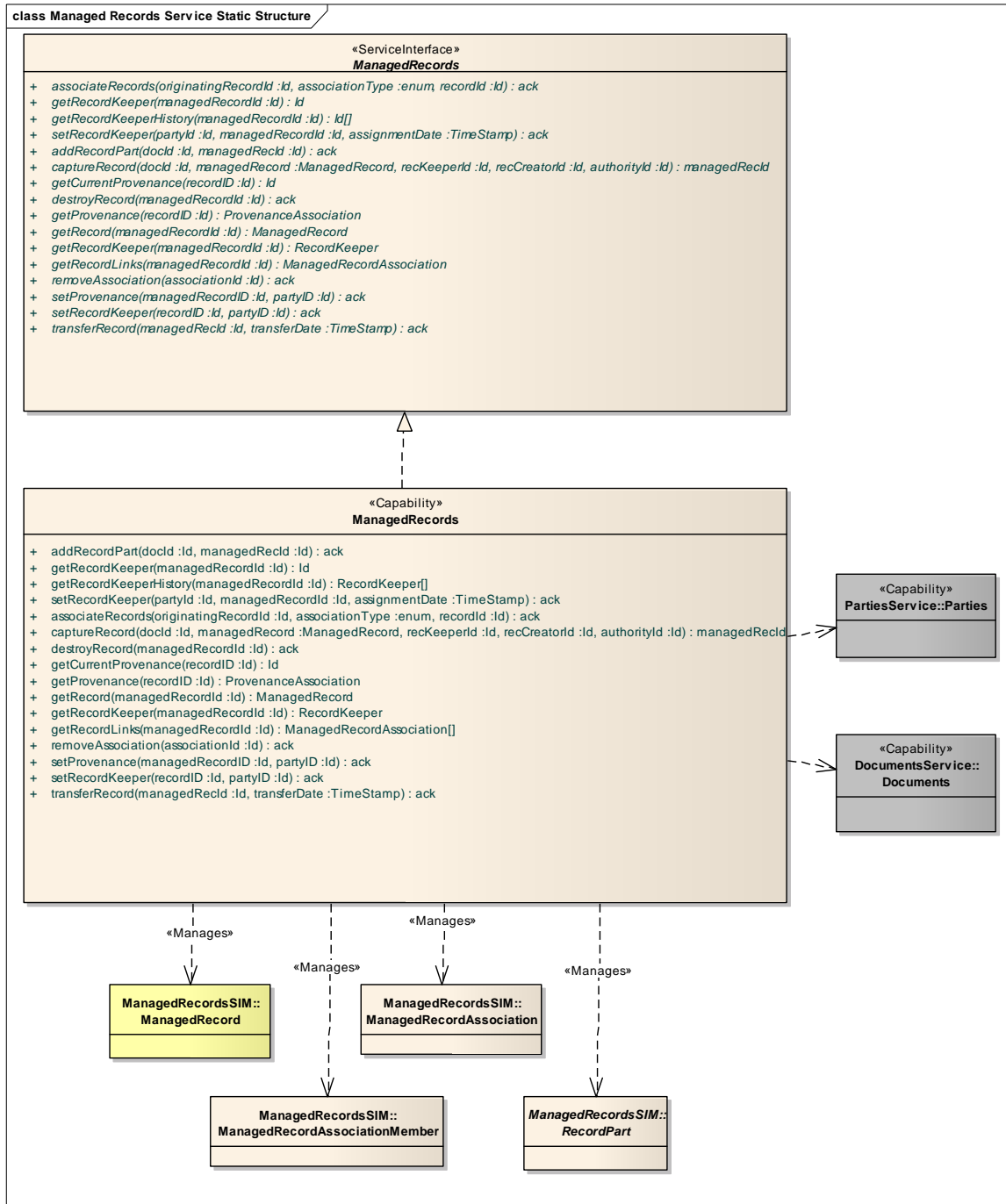
From Class: DocumentsService::Documents

To Class: DocumentsSIM::Document

Package: ManagedRecordsService

The ManagedRecordsService package contains the model elements that together define the ManagedRecords service.

Managed Records Service Static Structure



Implementations of the ManagedRecords service will need to realize the ManagedRecords ServiceInterface and all the behaviors associated with the ManagedRecords Capability. This includes management of a wide variety of information related to ManagedRecords including the RecordPart's, associations to other ManagedRecords, CaseFile's and CaseFileDefinition's. The service depends on the Parties service for information regarding RecordKeeper's and RecordCreator's. It

depends on the Documents service to manage the documents that make up the contents of the ManagedRecords and CaseFile's, the Authorities service to manage information regarding the parties with legal authority over the managed records.

Class: ManagedRecordsService::ManagedRecords

The ManagedRecords Capably specifies the required behavior and constraints of any implementation of the ManagedRecords ServiceInterface in a platform independent manner. Managed records are the records generated during the course of business that an organization is interested in tracking and includes case files. This specification is not prescriptive about what is and is not a record or case file.

The ManagedRecords service depends on the Documents service to manage the actual documents that make up the contents of the record. The ManagedRecords service maintains the additional metadata about the document required for records management.

The Managed Records service also depends on the Parties service to maintain information regarding organizations that play various roles with respect to the managed record such as record keeper or record creator.

Attributes

Connections

Dependency

The ManagedRecords service maintains references to the party that created a record, that has provenance over the record, and that is currently keeping the record.

From Class: ManagedRecordsService::ManagedRecords

To Class: PartiesService::Parties

Dependency

The Categories service maintains references to managed records and the categories they fall into.

From Class: CategoriesService::Categories

To Class: ManagedRecordsService::ManagedRecords

Dependency

The RecordAuthentications service maintains references to the managed records that have been authenticated.

From Class: RecordAuthenticationsService::RecordAuthentications
To Class: ManagedRecordsService::ManagedRecords

Dependency

The ManagedRecords service is responsible for managing the associations of related managed records.

From Class: ManagedRecordsService::ManagedRecords
To AssociationClass: ManagedRecordsSIM::ManagedRecordAssociation
Member

Dependency

From Issue: ManagedRecordsService::Can we add parts to a record?
If not, how do we save an e-mail with attachment? Do we use Rec Association for that?
To Class: ManagedRecordsService::ManagedRecords

Dependency

RMS Clients will use the ManagedRecords service to capture and maintain managed records within RMS.

From Class: RmsSolution::RMS Client
To Class: ManagedRecordsService::ManagedRecords

Realisation

From Class: ManagedRecordsService::ManagedRecords
To Interface: ManagedRecordsService::ManagedRecords

Dependency

The ManagedRecords service is responsible for managing the information related to managed records and their record parts.

From Class: ManagedRecordsService::ManagedRecords
To Class: ManagedRecordsSIM::RecordPart

Dependency

The ManagedRecords service is responsible for managing the associations of related managed records.

From Class: ManagedRecordsService::ManagedRecords

To Class: ManagedRecordsSIM::ManagedRecordAssociation

Dependency

The Dispositions service maintains references to the managed records that are in a recordset.

From Class: DispositionsService::Dispositions

To Class: ManagedRecordsService::ManagedRecords

Dependency

From Class: ManagedRecordsService::ManagedRecords

To Class: AttributeProfiles Service::AttributeProfiles

Dependency

The ManagedRecords service is responsible for managing the information related to managed records and their record parts.

From Class: ManagedRecordsService::ManagedRecords

To Class: ManagedRecordsSIM::ManagedRecord

Dependency

The ManagedRecords service depends on the Documents service to manage the actual documents that make up the contents of the record.

From Class: ManagedRecordsService::ManagedRecords

To Class: DocumentsService::Documents

Dependency

The Annotations service maintains references to the records being annotated.

From Class: AnnotationsService::Annotations

To Class: ManagedRecordsService::ManagedRecords

Interface: ManagedRecordsService::ManagedRecords

The ManagedRecords ServiceInterface is a platform independent specification of the operation signatures of the ManagedRecords service. Refer to the ManagedRecords Capability for definitions of the service operations.

Attributes

Connections

Realisation

From Class: ManagedRecordsService::ManagedRecords

To Interface: ManagedRecordsService::ManagedRecords

Issue: ManagedRecordsService::Can we add parts to a record? If not, how do we save an e-mail with attachment? Do we use Rec Association for that?

Attributes

Connections

Dependency

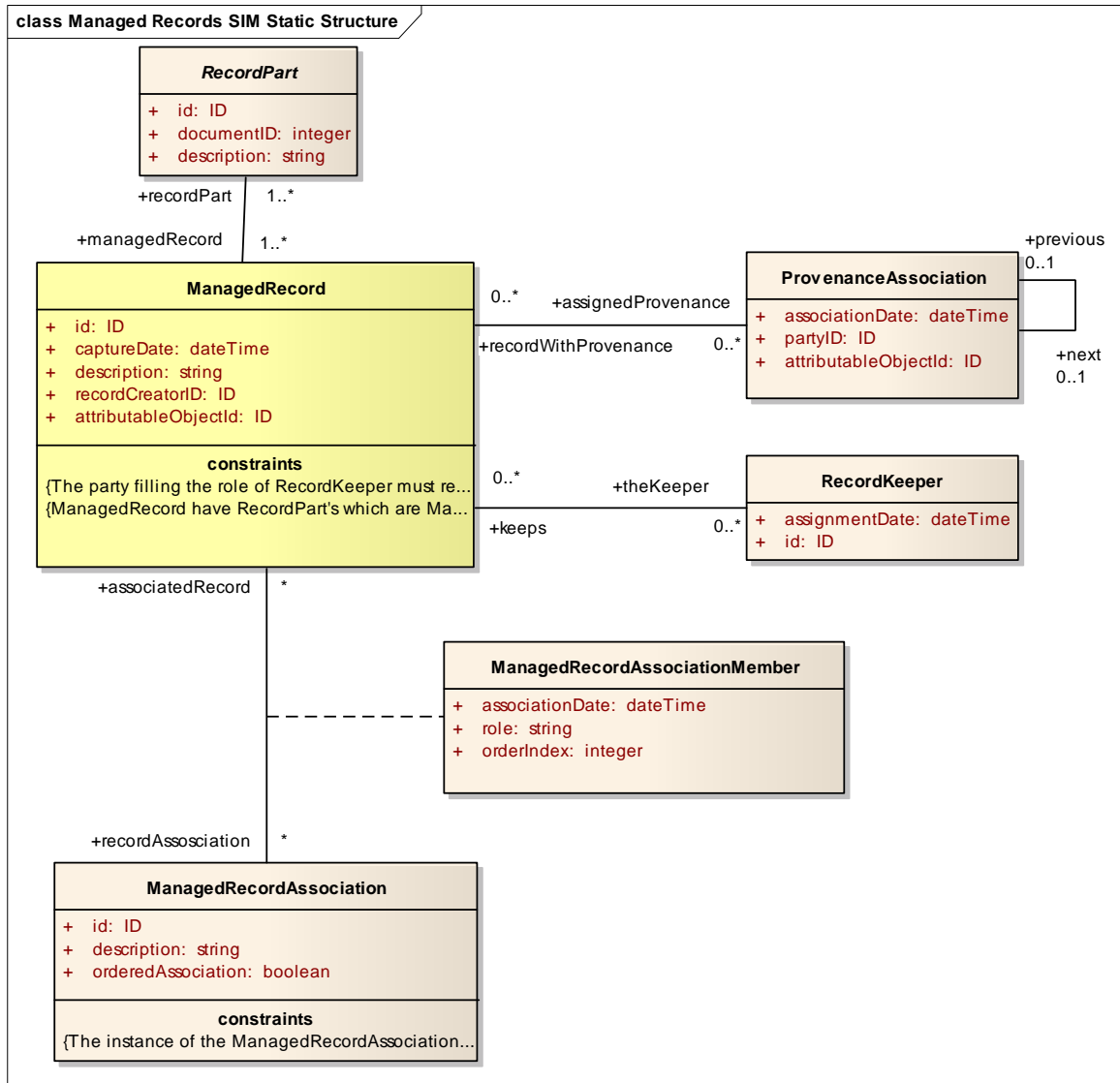
From Issue: ManagedRecordsService::Can we add parts to a record?
If not, how do we save an e-mail with attachment? Do
we use Rec Association for that?

To Class: ManagedRecordsService::ManagedRecords

Package: ManagedRecordsSIM

The ManagedRecordsSIM package contains the elements used to define the parameters and information management responsibilities of the ManagedRecords service.

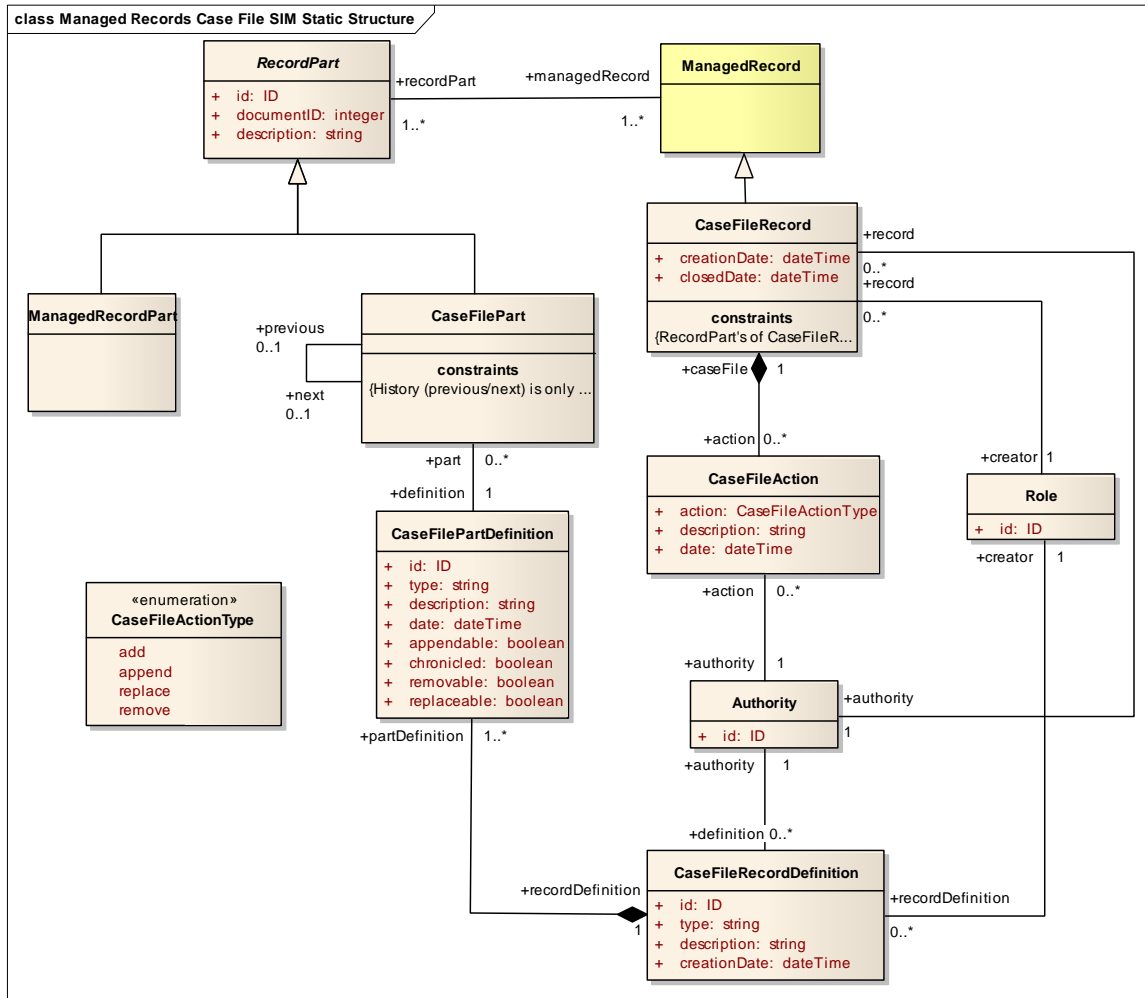
Managed Records SIM Static Structure



The Managed Records SIM Static Structure diagram shows the information elements related to Managed Records that this service must manager use in referencing information managed by other services.

The instance of the ManagedRecordAssociation shall be destroyed after the last managed record disconnects from the association

Managed Records Case File SIM Static Structure



The Managed Records SIM Static Structure diagram shows information used or managed by the ManagedRecords service associated with Case Files. CaseFileRecord's are a type of ManagedRecord wherein the RecordPart's are CaseFilePart's. Contrary to simple ManagedRecords, CaseFilePart's may be added, removed or replaced over the course of the active period of the record as stipulated in the CaseFilePart metadata.

Class: ManagedRecordsSIM::Authority

See the Party package of the RmsDomainModel for a definition of this element. The element is used here to maintain a reference to information maintained by the Authorities service.

Attributes

Attribute: Authority.id

Type: ID

Description: Unique identifier for the Authority.

Connections

Association

From Class: ManagedRecordsSIM::CaseFileRecordDefinition
In the Role of: definition
Multiplicity: 0..*

To Class: ManagedRecordsSIM::Authority
In the Role of: authority
Multiplicity: 1

Association

See the CaseFile package of the RmsDomainModel for a definition of this association.

From Class: ManagedRecordsSIM::CaseFileRecord
In the Role of: record
Multiplicity: 0..*

To Class: ManagedRecordsSIM::Authority
In the Role of: authority
Multiplicity: 1

Association

From Class: ManagedRecordsSIM::CaseFileAction
In the Role of: action
Multiplicity: 0..*

To Class: ManagedRecordsSIM::Authority
In the Role of: authority
Multiplicity: 1

Class: ManagedRecordsSIM::CaseFileAction

See the CaseFile package of the RmsDomainModel for a definition of this element.

Attributes

Attribute: CaseFileAction.action

Type: CaseFileType
Description: See the CaseFile package of the RmsDomainModel for a definition of this element.

Attribute: CaseFileAction.description

Type: string

Description: See the CaseFile package of the RmsDomainModel for a definition of this element.

Attribute: CaseFileAction.date

Type: dateTime

Description: See the CaseFile package of the RmsDomainModel for a definition of this element.

Connections

Aggregation

See the CaseFile package of the RmsDomainModel for a definition of this association.

From Class: ManagedRecordsSIM::CaseFileAction
In the Role of: action
Multiplicity: 0..*

To Class: ManagedRecordsSIM::CaseFileRecord
In the Role of: caseFile
Multiplicity: 1

Association

From Class: ManagedRecordsSIM::CaseFileAction
In the Role of: action
Multiplicity: 0..*

To Class: ManagedRecordsSIM::Authority
In the Role of: authority
Multiplicity: 1

Enumeration: ManagedRecordsSIM::CaseFileType

See the CaseFile package of the RmsDomainModel for a definition of this element.

Attributes

Attribute: CaseFileType.add

Description: See the CaseFile package of the RmsDomainModel for a definition of this element.

Attribute: CaseFileType.append

Description: See the CaseFile package of the RmsDomainModel for a definition of this element.

Attribute: CaseFileType.replace

Description: See the CaseFile package of the RmsDomainModel for a definition of this element.

Attribute: CaseFileType.remove

Description: See the CaseFile package of the RmsDomainModel for a definition of this element.

Connections

Class: ManagedRecordsSIM::CaseFilePart

See the CaseFile package of the RmsDomainModel for a definition of this element.

Attributes

Connections

Constraint Name: History (previous/next) is only kept when "chronicled" is true

Generalization

From Class: ManagedRecordsSIM::CaseFilePart

To Class: ManagedRecordsSIM::RecordPart

Association

See the CaseFile package of the RmsDomainModel for a definition of this association.

From Class: ManagedRecordsSIM::CaseFilePart

In the Role of: previous

Multiplicity: 0..1

To Class: ManagedRecordsSIM::CaseFilePart

In the Role of: next

Multiplicity: 0..1

Association

See the CaseFile package of the RmsDomainModel for a definition of this association.

From Class: ManagedRecordsSIM::CaseFilePart

In the Role of: part

Multiplicity: 0..*

To Class: ManagedRecordsSIM::CaseFilePartDefinition

In the Role of: definition
Multiplicity: 1

Class: ManagedRecordsSIM::CaseFilePartAssoc

See the CaseFile package of the RmsDomainModel for a definition of this element.

Attributes

Connections

Class: ManagedRecordsSIM::CaseFilePartDefinition

See the CaseFile package of the RmsDomainModel for a definition of this element.

Attributes

Attribute: CaseFilePartDefinition.id

Type: ID
Description: See the CaseFile package of the RmsDomainModel for a definition of this element.

Attribute: CaseFilePartDefinition.type

Type: string
Description: See the CaseFile package of the RmsDomainModel for a definition of this element.

Attribute: CaseFilePartDefinition.description

Type: string
Description: See the CaseFile package of the RmsDomainModel for a definition of this element.

Attribute: CaseFilePartDefinition.date

Type: dateTime
Description: See the CaseFile package of the RmsDomainModel for a definition of this element.

Attribute: CaseFilePartDefinition.appendable

Type: boolean
Description: See the CaseFile package of the RmsDomainModel for a definition of this element.

Attribute: CaseFilePartDefinition.chronicled

Type: boolean
Description: See the CaseFile package of the RmsDomainModel for a definition of this element.

Attribute: CaseFilePartDefinition.removable

Type: boolean
Description: See the CaseFile package of the RmsDomainModel for a definition of this element.

Attribute: CaseFilePartDefinition.replaceable

Type: boolean
Description: See the CaseFile package of the RmsDomainModel for a definition of this element.

Connections

Aggregation

See the CaseFile package of the RmsDomainModel for a definition of this association.

From Class: ManagedRecordsSIM::CaseFilePartDefinition
In the Role of: partDefinition
Multiplicity: 1..*

To Class: ManagedRecordsSIM::CaseFileRecordDefinition
In the Role of: recordDefinition
Multiplicity: 1

Association

See the CaseFile package of the RmsDomainModel for a definition of this association.

From Class: ManagedRecordsSIM::CaseFilePart
In the Role of: part
Multiplicity: 0..*

To Class: ManagedRecordsSIM::CaseFilePartDefinition
In the Role of: definition
Multiplicity: 1

Class: ManagedRecordsSIM::CaseFileRecordDefinition

See the CaseFile package of the RmsDomainModel for a definition of this element.

Attributes

Attribute: CaseFileRecordDefinition.id

Type: ID
Description: See the CaseFile package of the RmsDomainModel for a definition of this element.

Attribute: CaseFileRecordDefinition.type

Type: string
Description: See the CaseFile package of the RmsDomainModel for a definition of this element.

Attribute: CaseFileRecordDefinition.description

Type: string
Description: See the CaseFile package of the RmsDomainModel for a definition of this element.

Attribute: CaseFileRecordDefinition.creationDate

Type: dateTime
Description: See the CaseFile package of the RmsDomainModel for a definition of this element.

Connections

Association

From Class: ManagedRecordsSIM::CaseFileRecordDefinition
In the Role of: definition
Multiplicity: 0..*

To Class: ManagedRecordsSIM::Authority
In the Role of: authority
Multiplicity: 1

Aggregation

See the CaseFile package of the RmsDomainModel for a definition of this association.

From Class: ManagedRecordsSIM::CaseFilePartDefinition
In the Role of: partDefinition
Multiplicity: 1..*

To Class: ManagedRecordsSIM::CaseFileRecordDefinition
In the Role of: recordDefinition
Multiplicity: 1

Association

See the CaseFile package of the RmsDomainModel for a definition of this association.

From Class: ManagedRecordsSIM::Role
In the Role of: creator
Multiplicity: 1

To Class: ManagedRecordsSIM::CaseFileRecordDefinition
In the Role of: recordDefinition
Multiplicity: 0..*

Class: ManagedRecordsSIM::ManagedRecordPart

See the ManagedRecord package of the RmsDomainModel for a definition of this element.

Attributes

Connections

Generalization

From Class: ManagedRecordsSIM::ManagedRecordPart
To Class: ManagedRecordsSIM::RecordPart

Class: ManagedRecordsSIM::RecordKeeper

See the Party package of the RmsDomainModel for a definition of this element. This element is a placeholder to provide a reference to information managed by the Parties service.

Attributes

Attribute: RecordKeeper.assignmentDate

Type: dateTime
Description: See the Party package of the RmsDomainModel for a definition of this element.

Attribute: RecordKeeper.id

Type: ID
Description: Unique identifier of the record keeper.

Connections

Association

See the ManagedRecord package of the RmsDomainModel for a definition of this association.

From Class: ManagedRecordsSIM::RecordKeeper
In the Role of: theKeeper
Multiplicity: 0..*
To Class: ManagedRecordsSIM::ManagedRecord

In the Role of: keeps
Multiplicity: 0..*

Class: ManagedRecordsSIM::RecordPart

See the ManagedRecord package of the RmsDomainModel for a definition of this element.

Attributes

Attribute: RecordPart.id

Type: ID
Description: See the ManagedRecord package of the RmsDomainModel for a definition of this element.

Attribute: RecordPart.documentID

Type: integer
Description: Unique identifier of the document within the Documents service that comprises the content of the ManagedRecord.

Attribute: RecordPart.description

Type: string
Description: See the ManagedRecord package of the RmsDomainModel for a definition of this element.

Connections

Association

See the ManagedRecord package of the RmsDomainModel for a definition of this association.

From Class: ManagedRecordsSIM::ManagedRecord
In the Role of: managedRecord
Multiplicity: 1..*

To Class: ManagedRecordsSIM::RecordPart
In the Role of: recordPart
Multiplicity: 1..*

Generalization

From Class: ManagedRecordsSIM::ManagedRecordPart

To Class: ManagedRecordsSIM::RecordPart

Generalization

From Class: ManagedRecordsSIM::CaseFilePart

To Class: ManagedRecordsSIM::RecordPart

Dependency

The ManagedRecords service is responsible for managing the information related to managed records and their record parts.

From Class: ManagedRecordsService::ManagedRecords

To Class: ManagedRecordsSIM::RecordPart

Class: ManagedRecordsSIM::Role

See the Party package of the RmsDomainModel for a definition of this element. This element is used as a reference to information maintained by the Parties service.

Attributes

Attribute: Role.id

Type: ID

Description: See the Party package of the RmsDomainModel for a definition of this element.

Connections

Association

See the CaseFile package of the RmsDomainModel for a definition of this association.

From Class: ManagedRecordsSIM::Role

In the Role of: creator

Multiplicity: 1

To Class: ManagedRecordsSIM::CaseFileRecord

In the Role of: record

Multiplicity: 0..*

Association

See the CaseFile package of the RmsDomainModel for a definition of this association.

From Class: ManagedRecordsSIM::Role

In the Role of: creator

Multiplicity: 1

To Class: ManagedRecordsSIM::CaseFileRecordDefinition
In the Role of:: recordDefinition
Multiplicity: 0..*

Class: ManagedRecordsSIM::CaseFileRecord

See the CaseFile package of the RmsDomainModel for a definition of this element.

Attributes

Attribute: CaseFileRecord.creationDate

Type: dateTime
Description: See the CaseFile package of the RmsDomainModel for a definition of this element.

Attribute: CaseFileRecord.closedDate

Type: dateTime
Description: See the CaseFile package of the RmsDomainModel for a definition of this element.

Connections

Constraint Name: RecordPart's of CaseFileRecord's are CaseFilePart's

Generalization

From Class: ManagedRecordsSIM::CaseFileRecord
To Class: ManagedRecordsSIM::ManagedRecord

Association

See the CaseFile package of the RmsDomainModel for a definition of this association.

From Class: ManagedRecordsSIM::CaseFileRecord
In the Role of: record
Multiplicity: 0..*

To Class: ManagedRecordsSIM::Authority
In the Role of: authority
Multiplicity: 1

Association

See the CaseFile package of the RmsDomainModel for a definition of this association.

From Class: ManagedRecordsSIM::Role
In the Role of: creator
Multiplicity: 1

To Class: ManagedRecordsSIM::CaseFileRecord
In the Role of: record
Multiplicity: 0..*

Aggregation

See the CaseFile package of the RmsDomainModel for a definition of this association.

From Class: ManagedRecordsSIM::CaseFileAction
In the Role of: action
Multiplicity: 0..*

To Class: ManagedRecordsSIM::CaseFileRecord
In the Role of: caseFile
Multiplicity: 1

Class: ManagedRecordsSIM::ManagedRecord

See the ManagedRecord package of the RmsDomainModel for a definition of this element.

Attributes

Attribute: ManagedRecord.id

Type: ID
Description: See the ManagedRecord package of the RmsDomainModel for a definition of this element.

Attribute: ManagedRecord.captureDate

Type: dateTime
Description: See the ManagedRecord package of the RmsDomainModel for a definition of this element.

Attribute: ManagedRecord.description

Type: string
Description: See the ManagedRecord package of the RmsDomainModel for a definition of this element.

Attribute: ManagedRecord.recordCreatorID

Type: ID
Description: Unique identifier of the record creator as managed by the Parties service.

Attribute: ManagedRecord.attributableObjectId

Type: ID

Description: A reference to the Id of the AttributableObject that stores AttributeProfile information for the ManagedRecord.

Connections

Constraint Name: The party filling the role of RecordKeeper must report to the party filling the role associated with the ProvenanceAssociation with the most recent TimeStamp.

Constraint Name: ManagedRecord have RecordPart's which are ManagedRecordPart's unless the ManagedRecord is a CaseFileRecord

Association

See the ManagedRecord package of the RmsDomainModel for a definition of this association.

From Class: ManagedRecordsSIM::ManagedRecord
In the Role of: managedRecord
Multiplicity: 1..*

To Class: ManagedRecordsSIM::RecordPart
In the Role of: recordPart
Multiplicity: 1..*

Generalization

From Class: ManagedRecordsSIM::CaseFileRecord

To Class: ManagedRecordsSIM::ManagedRecord

Association

See the ManagedRecord package of the RmsDomainModel for a definition of this association.

From Class: ManagedRecordsSIM::ProvenanceAssociation
In the Role of: assignedProvenance
Multiplicity: 0..*

To Class: ManagedRecordsSIM::ManagedRecord
In the Role of: recordWithProvenance
Multiplicity: 0..*

AssociationClass

See the ManagedRecord package of the RmsDomainModel for a definition of this association.

From Class: ManagedRecordsSIM::ManagedRecord
In the Role of: associatedRecord
Multiplicity: *

To Class: ManagedRecordsSIM::ManagedRecordAssociation
In the Role of: recordAssosiation
Multiplicity: *

Association

See the ManagedRecord package of the RmsDomainModel for a definition of this association.

From Class: ManagedRecordsSIM::RecordKeeper
In the Role of: theKeeper
Multiplicity: 0..*

To Class: ManagedRecordsSIM::ManagedRecord
In the Role of: keeps
Multiplicity: 0..*

Dependency

The Annotations service maintains references to information related to managed records.

From Class: AnnotationsService::Annotations

To Class: ManagedRecordsSIM::ManagedRecord

Dependency

The ManagedRecords service is responsible for managing the information related to managed records and their record parts.

From Class: ManagedRecordsService::ManagedRecords

To Class: ManagedRecordsSIM::ManagedRecord

Class: ManagedRecordsSIM::ManagedRecordAssociation

See the ManagedRecord package of the RmsDomainModel for a definition of this element.

Attributes

Attribute: ManagedRecordAssociation.id

Type: ID

Description: See the ManagedRecord package of the RmsDomainModel for a definition of this element.

Attribute: ManagedRecordAssociation.description

Type: string

Description: See the ManagedRecord package of the RmsDomainModel for a definition of this element.

Attribute: ManagedRecordAssociation.orderedAssociation

Type: boolean

Description: See the ManagedRecord package of the RmsDomainModel for a definition of this element.

Connections

Constraint Name: The instance of the ManagedRecordAssociation shall be destroyed after the last managed record disconnects from the association

AssociationClass

See the ManagedRecord package of the RmsDomainModel for a definition of this association.

From Class: ManagedRecordsSIM::ManagedRecord

In the Role of: associatedRecord

Multiplicity: *

To Class: ManagedRecordsSIM::ManagedRecordAssociation

In the Role of: recordAssosiation

Multiplicity: *

Dependency

The ManagedRecords service is responsible for managing the associations of related managed records.

From Class: ManagedRecordsService::ManagedRecords

To Class: ManagedRecordsSIM::ManagedRecordAssociation

AssociationClass: ManagedRecordsSIM::ManagedRecordAssociationMember

See the ManagedRecord package of the RmsDomainModel for a definition of this element.

Attributes

Attribute: ManagedRecordAssociationMember.associationDate

Type: dateTime

Description: See the ManagedRecord package of the RmsDomainModel for a definition of this element.

Attribute: ManagedRecordAssociationMember.role

Type: string

Description: See the ManagedRecord package of the RmsDomainModel for a definition of this element.

Attribute: ManagedRecordAssociationMember.orderIndex

Type: integer

Description: See the ManagedRecord package of the RmsDomainModel for a definition of this element.

Connections

Dependency

The ManagedRecords service is responsible for managing the associations of related managed records.

From Class: ManagedRecordsService::ManagedRecords

To AssociationClass:

ManagedRecordsSIM::ManagedRecordAssociation
Member

Class: ManagedRecordsSIM::ProvenanceAssociation

See the ManagedRecord package of the RmsDomainModel for a definition of this element.

Attributes

Attribute: ProvenanceAssociation.associationDate

Type: dateTime

Description: See the ManagedRecord package of the RmsDomainModel for a definition of this element.

Attribute: ProvenanceAssociation.partyID

Type: ID

Description: Unique identifier of the party with provenance of the particular managed record.

Attribute: ProvenanceAssociation.attributableObjectId

Type: ID

Description: A reference to the Id of the AttributableObject that stores AttributeProfile information for the ProvenanceAssociation.

Connections

Association

See the ManagedRecord package of the RmsDomainModel for a definition of this association.

From Class: ManagedRecordsSIM::ProvenanceAssociation
In the Role of: next
Multiplicity: 0..1

To Class: ManagedRecordsSIM::ProvenanceAssociation
In the Role of: previous
Multiplicity: 0..1

Association

See the ManagedRecord package of the RmsDomainModel for a definition of this association.

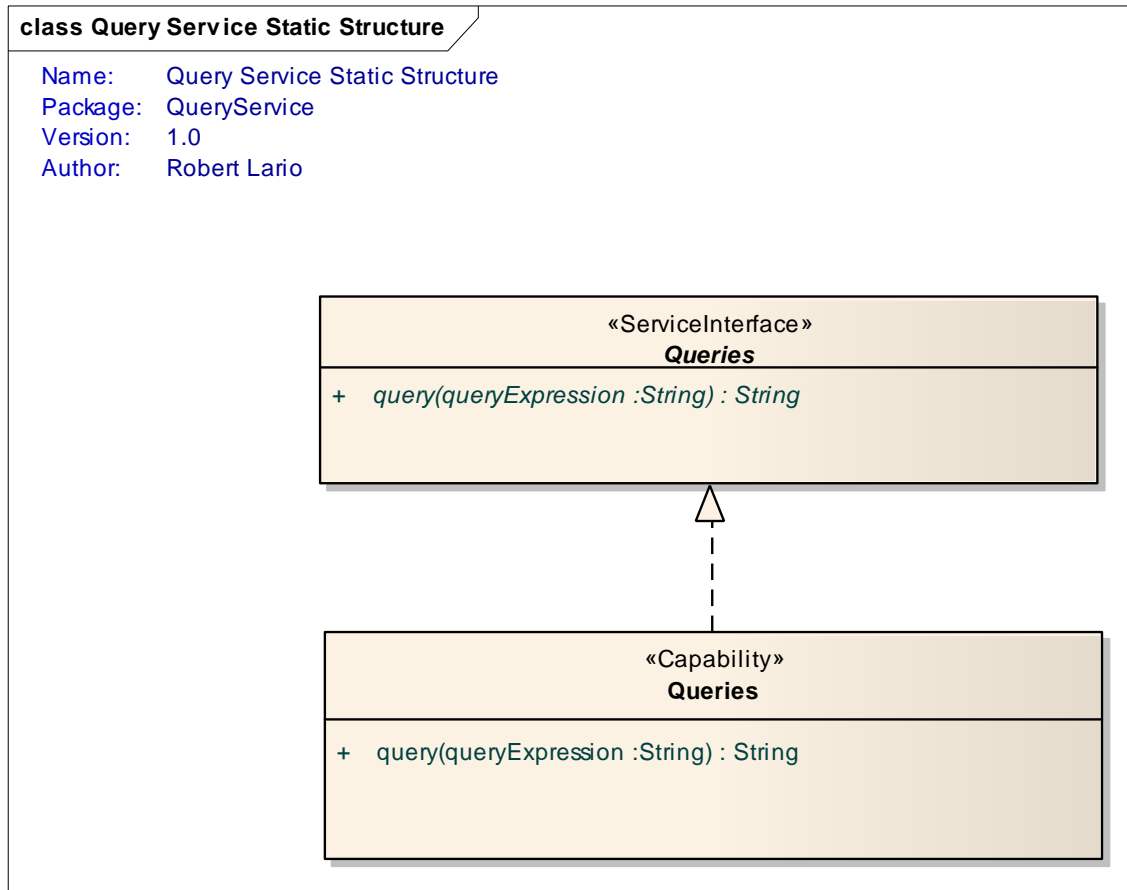
From Class: ManagedRecordsSIM::ProvenanceAssociation
In the Role of: assignedProvenance
Multiplicity: 0..*

To Class: ManagedRecordsSIM::ManagedRecord
In the Role of: recordWithProvenance
Multiplicity: 0..*

Package: QueryService

Provides the capability of returning RECORDS MANAGEMENT entities base on their RmsDomainModel as specified in the query string. The returning parameter is also based upon the RmsDomainModel.

Query Service Static Structure



Implementations of the Queries service will need to realize the Queries ServiceInterface and the behaviors associated with the Queries Capability. A single operation called 'query' is defined. The query operation takes a string as an input parameter and returns the results as a string. The input parameter qualifies the requested elements and the return string contains the elements that match the request. Both the input parameter and return parameter structure is base upon the RmsDomainModel

The functionality provided herein simply allows for the use of the schema and application of its queries to ManagedRecords.

Class: QueryService::Queries

The Queries Capably specifies the required behavior and constraints of any implementations of the Queries ServiceInterface in a platform independent manner. It provides the ability query ManagedRecords based on the RmsDomainModel elements and relationships.

A single operation called 'query' is defined. The query operation takes a string as an input parameter and returns the results as a string. The input parameter qualifies the requested elements and the return string contains the elements that match the request.

Attributes

Connections

Realisation

From Class: QueryService::Queries

To Interface: QueryService::Queries

Interface: QueryService::Queries

The Queries ServiceInterface is a platform independent specification of the operation signatures of the Queries service. Refer to the Queries Capability for definitions of the service operations.

Attributes

Connections

Realisation

From Class: QueryService::Queries

To Interface: QueryService::Queries

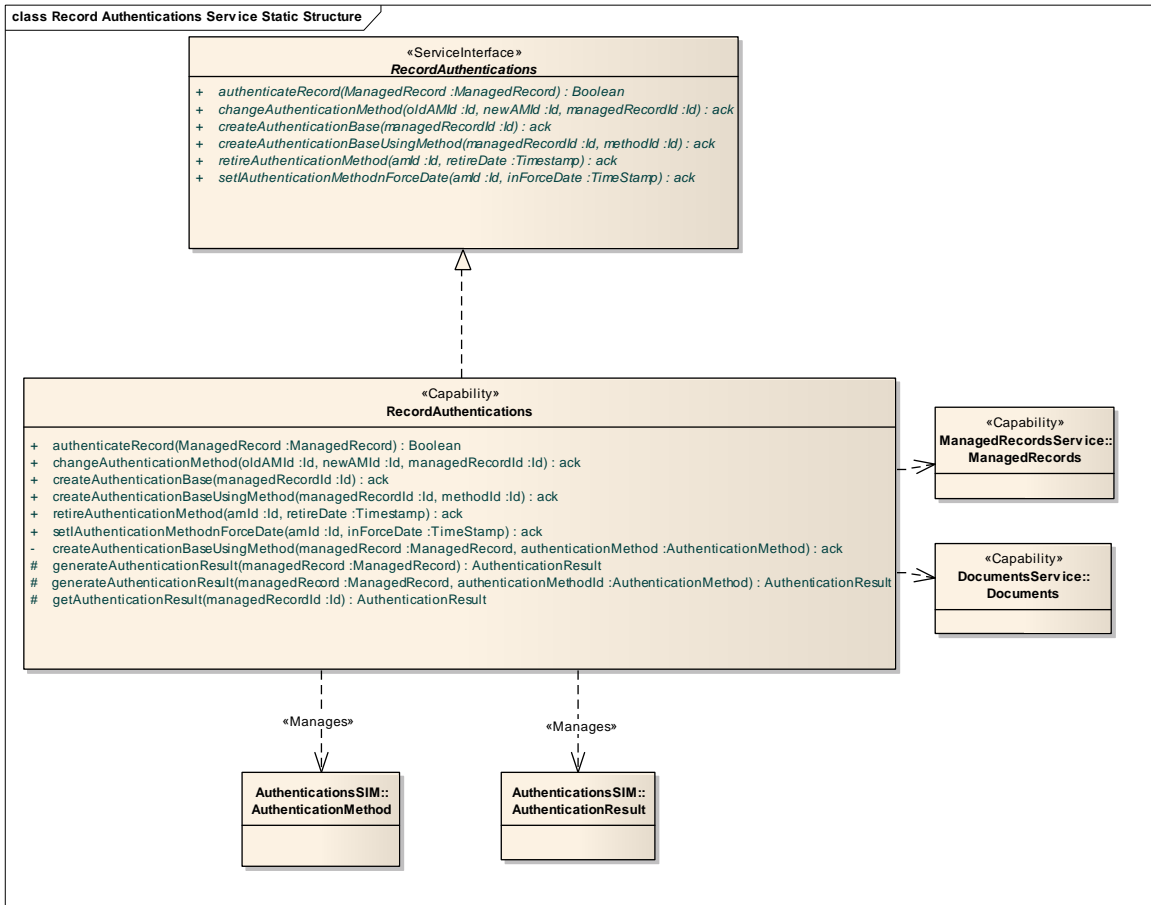
Package: QuerySIM

Refer to the RmsDomainModel for the elements used to define the parameters and information management responsibilities of the Queries service. See 'RmsDomainModel Package Structure'.

Package: RecordAuthenticationsService

The RecordAuthenticationsService package contains the model elements that together define the RecordAuthentications service.

Record Authentications Service Static Structure



Implementations of the RecordAuthentications service will need to realize the RecordAuthentications ServiceInterface and all the behaviors associated with the RecordAuthentications Capability. This includes management of authentication methods and the results of execution of those methods on managed records.

The service depends on the ManagedRecords service to get information relevant to the record to be authenticated. It also depends on the Documents service to get the actual contents of the record.

Class: RecordAuthenticationsService::RecordAuthentications

The RecordAuthentications Capably specifies the required behavior and constraints of any implementation of the RecordAuthentications ServiceInterface in a platform independent manner. This service provides the ability to manage authentication methods, to execute those authentication methods on managed records and to maintain the results of those authentications to enable the assessment of authenticity of a particular record.

The service depends on the ManagedRecords service to get information relevant to the record to be authenticated. It also depends on the Documents service to get the actual contents of the record.

Attributes

Connections

Dependency

The RecordAuthentications service maintains references to the documents associated with managed records that have been authenticated.

From Class: RecordAuthenticationsService::RecordAuthentications

To Class: DocumentsService::Documents

Dependency

The RecordAuthentications service maintains references to the managed records that have been authenticated.

From Class: RecordAuthenticationsService::RecordAuthentications

To Class: ManagedRecordsService::ManagedRecords

Dependency

The RecordAuthentications service is responsible for managing the information regarding the authentication methods used to verify the authenticity of managed records.

From Class: RecordAuthenticationsService::RecordAuthentications

To Class: AuthenticationsSIM::AuthenticationMethod

Dependency

The RecordAuthentications service is responsible for managing the information regarding the authentication methods used to verify the authenticity of managed records. This includes the authentication results created while authenticating a record.

From Class: RecordAuthenticationsService::RecordAuthentications

To Class: AuthenticationsSIM::AuthenticationResult

Realisation

From Class: RecordAuthenticationsService::RecordAuthentications

To Interface: RecordAuthenticationsService::RecordAuthentications

Dependency

RMS Clients will use the RecordAuthentications service to manage authentication methods and results and to assess the authenticity of records within RMS.

From Class: RmsSolution::RMS Client

To Class: RecordAuthenticationsService::RecordAuthentications

Interface: RecordAuthenticationsService::RecordAuthentications

The RecordAuthentications ServiceInterface is a platform independent specification of the operation signatures of the RecordAuthentications service. Refer to the RecordAuthentications Capability for definitions of the service operations.

Attributes

Connections

Realisation

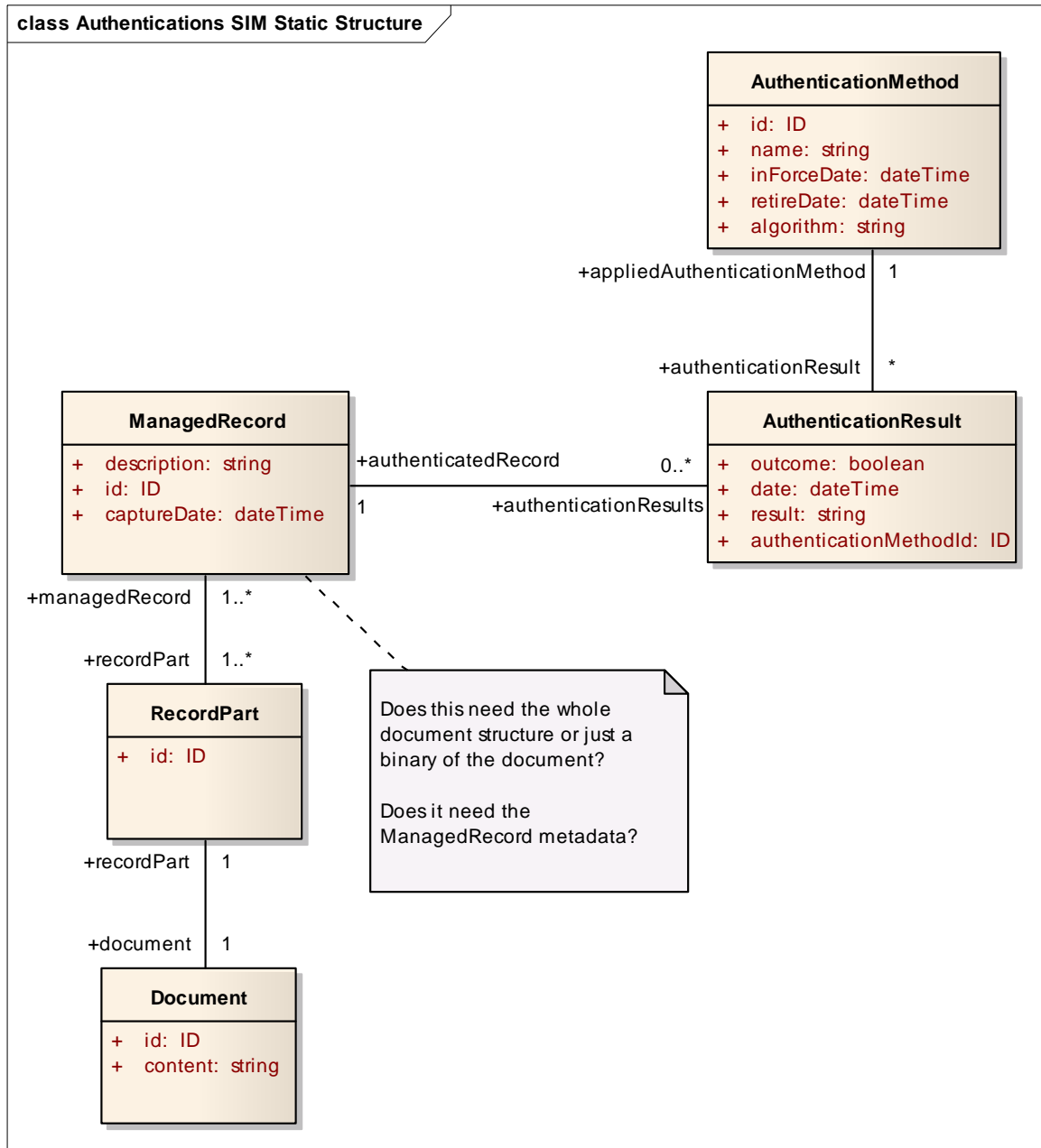
From Class: RecordAuthenticationsService::RecordAuthentications

To Interface: RecordAuthenticationsService::RecordAuthentications

Package: AuthenticationsSIM

The AuthenticationsSIM package contains the elements used to define the parameters and information management responsibilities of the Authentications service.

Authentications SIM Static Structure



The Authentications SIM Static Structure diagram shows the information elements related to Authentications that this service must manage or use in referencing information managed by other services.

Class: AuthenticationsSIM::Document

See the Document package of the RmsDomainModel for a definition of this element. The data associated with documents is maintained by the Documents service.

Attributes

Attribute: **Document.id**

Type: ID

Description: See the Document package of the RmsDomainModel for a definition of this element.

Attribute: **Document.content**

Type: string

Description: See the Document package of the RmsDomainModel for a definition of this element.

Connections

Association

See the ManagedRecord package of the RmsDomainModel for a definition of this association.

From Class: AuthenticationsSIM::RecordPart

In the Role of: recordPart

Multiplicity: 1

To Class: AuthenticationsSIM::Document

In the Role of: document

Multiplicity: 1

Class: AuthenticationsSIM::ManagedRecord

See the ManagedRecord package of the RmsDomainModel for a definition of this element. The data associated with Managed Records is maintained by the ManagedRecords service.

Attributes

Attribute: **ManagedRecord.description**

Type: string

Description: See the ManagedRecord package of the RmsDomainModel for a definition of this element.

Attribute: **ManagedRecord.id**

Type: ID

Description: See the ManagedRecord package of the RmsDomainModel for a definition of this element.

Attribute: **ManagedRecord.captureDate**

Type: dateTime

Description: See the ManagedRecord package of the RmsDomainModel for a definition of this element.

Connections

Association

See the ManagedRecord package of the RmsDomainModel for a definition of this association.

From Class: AuthenticationsSIM::ManagedRecord
In the Role of: managedRecord
Multiplicity: 1..*

To Class: AuthenticationsSIM::RecordPart
In the Role of: recordPart
Multiplicity: 1..*

Association

See the Authenticity package of the RmsDomainModel for a definition of this association.

From Class: AuthenticationsSIM::AuthenticationResult
In the Role of: authenticationResults
Multiplicity: 0..*

To Class: AuthenticationsSIM::ManagedRecord
In the Role of: authenticatedRecord
Multiplicity: 1

Class: AuthenticationsSIM::RecordPart

See the ManagedRecord package of the RmsDomainModel for a definition of this element. The data associated with record parts is maintained by the ManagedRecords service.

Attributes

Attribute: RecordPart.id

Type: ID

Description: See the ManagedRecord package of the RmsDomainModel for a definition of this element.

Connections

Association

See the ManagedRecord package of the RmsDomainModel for a definition of this association.

From Class: AuthenticationsSIM::RecordPart
In the Role of: recordPart
Multiplicity: 1

To Class: AuthenticationsSIM::Document
In the Role of: document
Multiplicity: 1

Association

See the ManagedRecord package of the RmsDomainModel for a definition of this association.

From Class: AuthenticationsSIM::ManagedRecord
In the Role of: managedRecord
Multiplicity: 1..*

To Class: AuthenticationsSIM::RecordPart
In the Role of: recordPart
Multiplicity: 1..*

Class: AuthenticationsSIM::AuthenticationMethod

See the Authenticity package of the RmsDomainModel for a definition of this element.

Attributes

Attribute: AuthenticationMethod.id

Type: ID
Description: Unique identifier for the authentication method.

Attribute: AuthenticationMethod.name

Type: string
Description: See the Authenticity package of the RmsDomainModel for a definition of this element.

Attribute: AuthenticationMethod.inForceDate

Type: dateTime
Description: See the Authenticity package of the RmsDomainModel for a definition of this element.

Attribute: AuthenticationMethod.retireDate

Type: dateTime
Description: See the Authenticity package of the RmsDomainModel for a definition of this element.

Attribute: AuthenticationMethod.algorithm

Type: string

Description: See the Authenticity package of the RmsDomainModel for a definition of this element.

Connections

Dependency

The RecordAuthentications service is responsible for managing the information regarding the authentication methods used to verify the authenticity of managed records.

From Class: RecordAuthenticationsService::RecordAuthentications

To Class: AuthenticationsSIM::AuthenticationMethod

Association

See the Authenticity package of the RmsDomainModel for a definition of this association.

From Class: AuthenticationsSIM::AuthenticationMethod

In the Role of: appliedAuthenticationMethod

Multiplicity: 1

To Class: AuthenticationsSIM::AuthenticationResult

In the Role of: authenticationResult

Multiplicity: *

Class: AuthenticationsSIM::AuthenticationResult

See the Authenticity package of the RmsDomainModel for a definition of this element.

Attributes

Attribute: AuthenticationResult.outcome

Type: boolean

Description: See the Authenticity package of the RmsDomainModel for a definition of this element.

Attribute: AuthenticationResult.date

Type: dateTime

Description: See the Authenticity package of the RmsDomainModel for a definition of this element.

Attribute: AuthenticationResult.result

Type: string

Description: See the Authenticity package of the RmsDomainModel for a definition of this element.

Attribute: AuthenticationResult.authenticationMethodId

Type: ID

Description: Unique identifier of the method used to generate this result.

Connections

Dependency

The RecordAuthentications service is responsible for managing the information regarding the authentication methods used to verify the authenticity of managed records. This includes the authentication results created while authenticating a record.

From Class: RecordAuthenticationsService::RecordAuthentications

To Class: AuthenticationsSIM::AuthenticationResult

Association

See the Authenticity package of the RmsDomainModel for a definition of this association.

From Class: AuthenticationsSIM::AuthenticationMethod
In the Role of: appliedAuthenticationMethod
Multiplicity: 1

To Class: AuthenticationsSIM::AuthenticationResult
In the Role of: authenticationResult
Multiplicity: *

Association

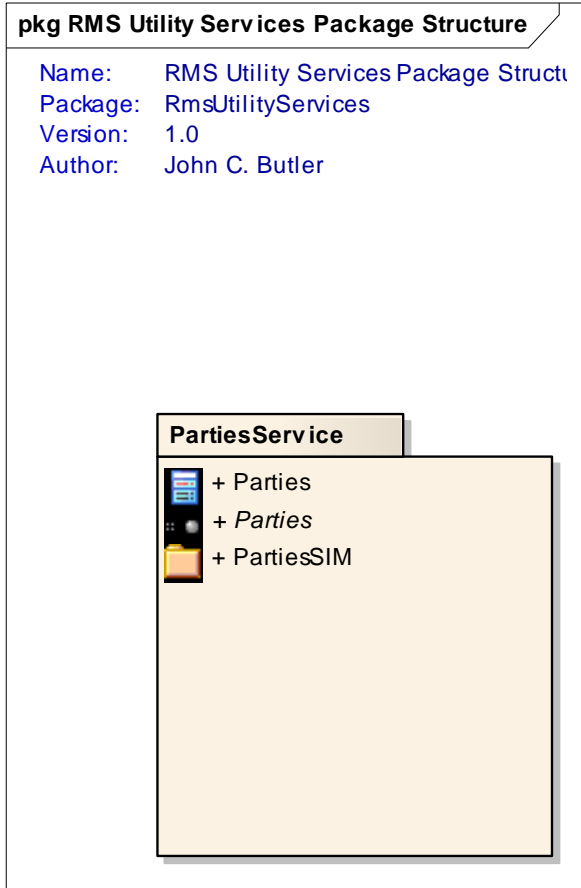
See the Authenticity package of the RmsDomainModel for a definition of this association.

From Class: AuthenticationsSIM::AuthenticationResult
In the Role of: authenticationResults
Multiplicity: 0..*

To Class: AuthenticationsSIM::ManagedRecord
In the Role of: authenticatedRecord
Multiplicity: 1

Package: RmsUtilityServices

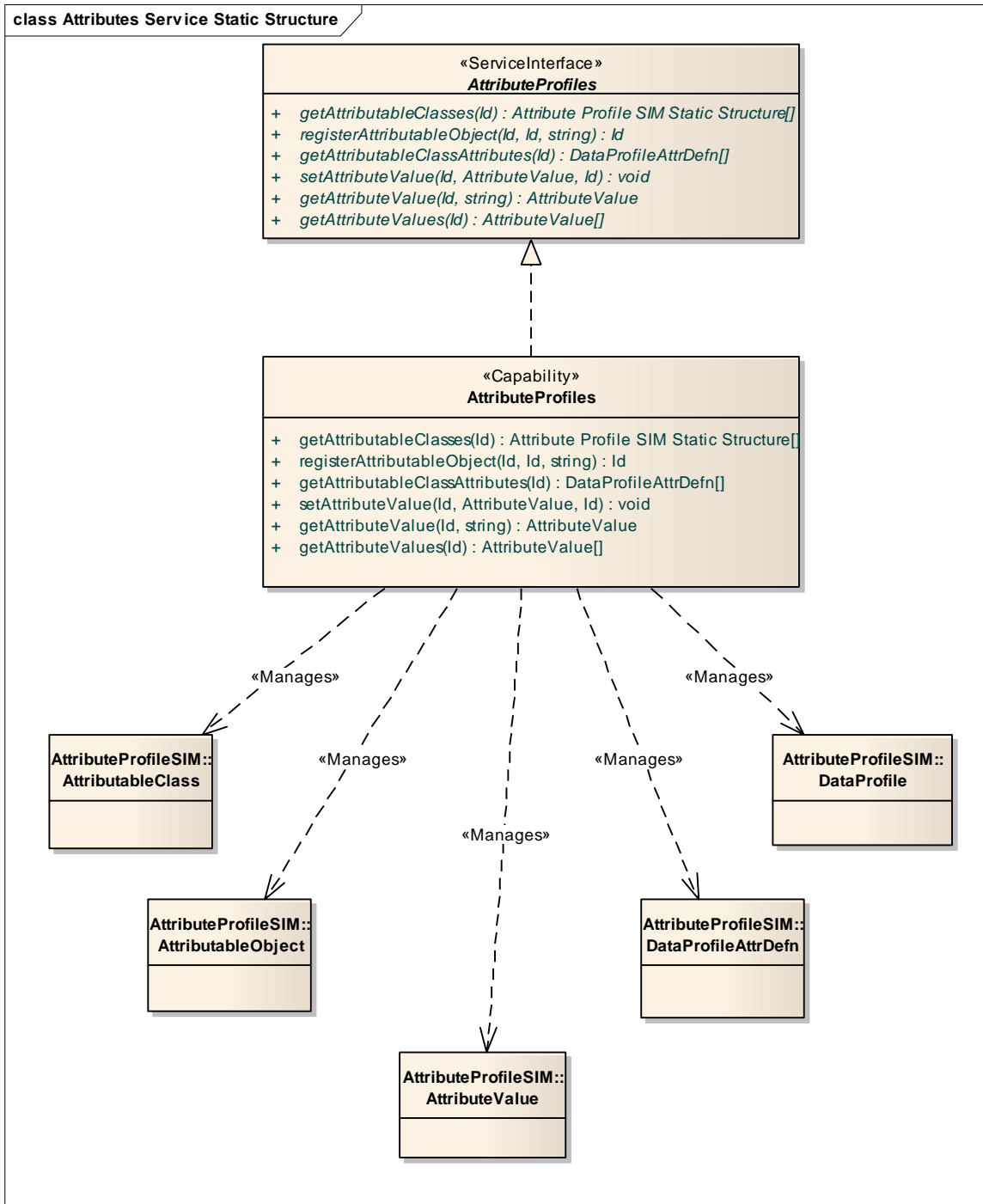
RMS Utility Services Package Structure



Package: AttributeProfiles Service

The AttributeProfilesService package contains the model elements that together define the AttributeProfiles service.

Attributes Service Static Structure



Implementations of the AttributeProfiles service will need to realize the AttributeProfiles ServiceInterface and all the behaviors associated with the AttributeProfiles Capability. The AttributeProfiles service maintains the instance data for profiles that have been added to the records management services. This service is not responsible for entering

the profiles themselves. Its responsibilities are limited to providing information contained in existing profiles and for storing instance data for attributable objects.

Class: AttributeProfiles Service::AttributeProfiles

The AttributeProfiles Capably specifies the required behavior and constraints of any implementation of the AttributeProfiles ServiceInterface in a platform independent manner. Attribute profiles enable the dynamic addition of metadata to managed records based on profiles set up in the system. Objects are registered with the AttributeProfiles service so that attributes can be set for that particular object based on the profile.

Attributes

Connections

Dependency

From Class: AnnotationsService::Annotations

To Class: AttributeProfiles Service::AttributeProfiles

Dependency

From Class: ManagedRecordsService::ManagedRecords

To Class: AttributeProfiles Service::AttributeProfiles

Dependency

The AttributeProfiles service is responsible for managing the information regarding AttributableClasses - the classes of object that are referenced in profiles..

From Class: AttributeProfiles Service::AttributeProfiles

To Class: AttributeProfileSIM::AttributableClass

Dependency

The AttributeProfiles service is responsible for managing the specific values for attributes of an AttributableObject.

From Class: AttributeProfiles Service::AttributeProfiles

To Class: AttributeProfileSIM::AttributeValue

Dependency

The AttributeProfiles service is responsible for managing the information regarding Data Profile Attribute Definitions.

From Class: AttributeProfiles Service::AttributeProfiles

To Class: AttributeProfileSIM::DataProfileAttrDefn

Dependency

The AttributeProfiles service is responsible for managing the information regarding Data Profile definitions.

From Class: AttributeProfiles Service::AttributeProfiles

To Class: AttributeProfileSIM::DataProfile

Dependency

The AttributeProfiles service is responsible for managing the information regarding specific objects, AttributableObjects, that have attribute values set.

From Class: AttributeProfiles Service::AttributeProfiles

To Class: AttributeProfileSIM::AttributableObject

Realisation

From Class: AttributeProfiles Service::AttributeProfiles

To Interface: AttributeProfiles Service::AttributeProfiles

Interface: AttributeProfiles Service::AttributeProfiles

The AttributeProfiles's ServiceInterface is a platform independent specification of the operation signatures of the AttributeProfiles's service. Refer to the AttributeProfiles's Capability for definitions of the service operations.

Attributes

Connections

Realisation

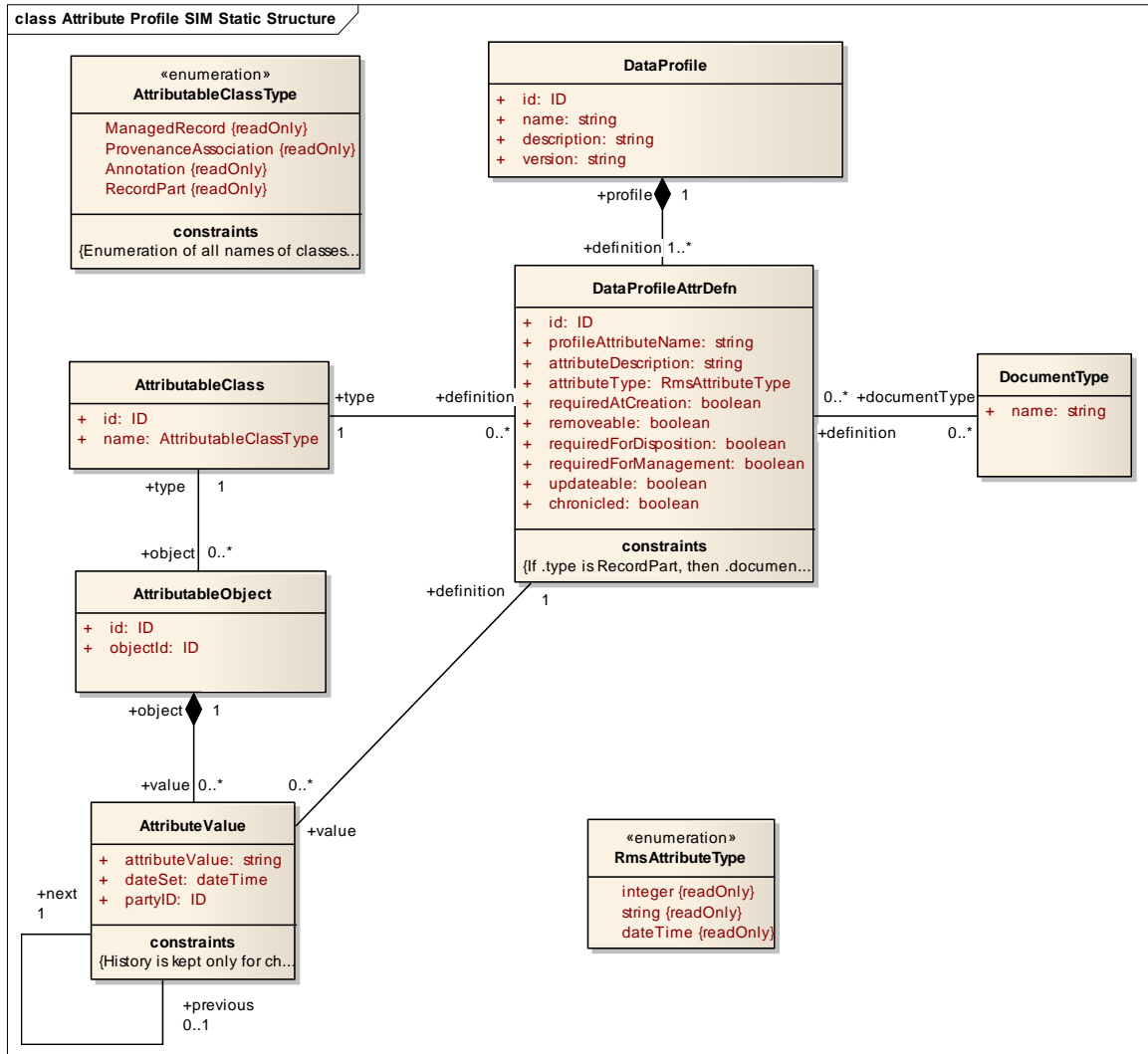
From Class: AttributeProfiles Service::AttributeProfiles

To Interface: AttributeProfiles Service::AttributeProfiles

Package: AttributeProfileSIM

The AttributeProfileSIM package contains the elements used to define the parameters and information management responsibilities of the AttributeProfiles service.

Attribute Profile SIM Static Structure



The AttributeProfile Service SIM Static Structure diagram shows the information elements that comprise parameters or information that the AttributeProfile service must manage.

See the AttributeProfile Package for definitions of these elements.

Class: AttributeProfileSIM::AttributableClass

The specialization class type of the Attributable object which aggregates the set of attributes as defined by the DataProfileAttrDefn's that can be assigned as AttributeValue's to an AttributableObject.

Attributes

Attribute: **AttributableClass.id**

Type: ID
Description: Unique Identifier

Attribute: **AttributableClass.name**

Type: AttributableClassType
Description: The name of the records management domain classes whose objects can be assigned AttributeValue's if defined in a DataProfile.

Connections

Dependency

The AttributeProfiles service is responsible for managing the information regarding AttributableClasses - the classes of object that are referenced in profiles..

From Class: AttributeProfiles Service::AttributeProfiles

To Class: AttributeProfileSIM::AttributableClass

Association

Indicates the object type to which the DataProfileAttrDefn applies.

From Class: AttributeProfileSIM::DataProfileAttrDefn
In the Role of: definition
Multiplicity: 0..*

To Class: AttributeProfileSIM::AttributableClass
In the Role of: type
Multiplicity: 1

Association

The classtype of the AttributableObject. The type determined by reflection must match that in RMSAttributableClassTypes. (Supporting both reflective and non-reflective languages).

From Class: AttributeProfileSIM::AttributableObject
In the Role of: object
Multiplicity: 0..*

To Class: AttributeProfileSIM::AttributableClass
In the Role of: type

Multiplicity: 1

Enumeration: AttributeProfileSIM::AttributableClassType

The classes whose instances can be attributed through an RMSDataProfile, i.e., be assigned AttributeValue's.

Attributes

Attribute: AttributableClassType.ManagedRecord

Type: string

Attribute: AttributableClassType.ProvenanceAssociation

Type: string

Attribute: AttributableClassType.Annotation

Type: string

Attribute: AttributableClassType.RecordPart

Type: string

Connections

Constraint Name: Enumeration of all names of classes that are subtypes of AttributableObject

Class: AttributeProfileSIM::AttributableObject

An object that can be attributed through the AttributeProfile services.

Attributes

Attribute: AttributableObject.id

Type: ID

Attribute: AttributableObject.objectId

Type: ID

Connections

Aggregation

The collection of an objects attributes.

From Class: AttributeProfileSIM::AttributeValue

In the Role of: value

Multiplicity: 0..*

Description: The value of an object attribute.

To Class: AttributeProfileSIM::AttributableObject
In the Role of: object
Multiplicity: 1
Description: The attributed object.

Association

The classtype of the AttributableObject. The type determined by reflection must match that in RMSAttributableClassTypes. (Supporting both reflective and non-reflective languages).

From Class: AttributeProfileSIM::AttributableObject
In the Role of: object
Multiplicity: 0..*

To Class: AttributeProfileSIM::AttributableClass
In the Role of: type
Multiplicity: 1

Dependency

The AttributeProfiles service is responsible for managing the information regarding specific objects, AttributableObjects, that have attribute values set.

From Class: AttributeProfiles Service::AttributeProfiles

To Class: AttributeProfileSIM::AttributableObject

Class: AttributeProfileSIM::AttributeValue

A value of an attribute associated with an AttributableObject.

Attributes

Attribute: AttributeValue.attributeValue

Type: string
Description: The string representing the value of the attribute of the AttributableObject

Attribute: AttributeValue.dateSet

Type: dateTime
Description: The date/time that the value of the AttributableObject was set.

Attribute: AttributeValue.partyID

Type: ID

Connections

Constraint Name: History is kept only for chronicled attributes. Those whose RMSDataProfileAttribute.chronicled = True

Association

The RMS attribute definition on which the AttributeValue is based.

From Class:	AttributeProfileSIM::AttributeValue
In the Role of:	value
Multiplicity:	0..*
Description:	The AttributeValue which is based on the RMSAttributeDefn
To Class:	AttributeProfileSIM::DataProfileAttrDefn
In the Role of:	definition
Multiplicity:	1
Description:	The RMSAttributeDefn on which the AttributeValue is based.

Association

From Class:	AttributeProfileSIM::AttributeValue
In the Role of:	next
Multiplicity:	1
To Class:	AttributeProfileSIM::AttributeValue
In the Role of:	previous
Multiplicity:	0..1

Aggregation

The collection of an objects attributes.

From Class:	AttributeProfileSIM::AttributeValue
In the Role of:	value
Multiplicity:	0..*
Description:	The value of an object attribute.
To Class:	AttributeProfileSIM::AttributableObject
In the Role of:	object
Multiplicity:	1
Description:	The attributed object.

Dependency

The AttributeProfiles service is responsible for managing the specific values for attributes of an AttributableObject.

From Class: AttributeProfiles Service::AttributeProfiles

To Class: AttributeProfileSIM::AttributeValue

Class: AttributeProfileSIM::DataProfile

A profile of attribute definitions that may apply to AttributableObject's under organizational, ad hoc, or de jure standards or conventions.

Attributes

Attribute: DataProfile.id

Type: ID

Attribute: DataProfile.name

Type: string

Description: The unique name of the data profile.

Attribute: DataProfile.description

Type: string

Description: Textual description of the DataProfile

Attribute: DataProfile.version

Type: string

Description: The version of the DataProfile

Connections

Aggregation

Collects the DataProfileAttrDefn's that apply to this DataProfile.

From Class: AttributeProfileSIM::DataProfileAttrDefn

In the Role of: definition

Multiplicity: 1..*

Description: The definition of an attribute that is a member of the DataProfile

To Class: AttributeProfileSIM::DataProfile

In the Role of: profile

Multiplicity: 1

Description: The DataProfile of which the DataProfileAttrDefn is a member.

Dependency

The AttributeProfiles service is responsible for managing the information regarding Data Profile definitions.

From Class: AttributeProfiles Service::AttributeProfiles

To Class: AttributeProfileSIM::DataProfile

Class: AttributeProfileSIM::DataProfileAttrDefn

A member of a DataProfile that describes an attribute that is applicable to a specific AttributableClassType.

If the object specified by a DataProfileAttrDefn is a RecordPart, it must specify one or more DocumentType's to which the attribute applies.

Attributes

Attribute: DataProfileAttrDefn.id

Type: ID
Description: Unique Identifier

Attribute: DataProfileAttrDefn.profileAttributeName

Type: string
Description: The name of the profile, unique in the context of its DataProfile. There may be multiple DataProfileAttrDefn's with the same name if they are in different DataProfile's

Attribute: DataProfileAttrDefn.attributeDescription

Type: string
Description: Textual description of the attribute.

Attribute: DataProfileAttrDefn.attributeType

Type: RmsAttributeType
Description: The AttributableClassType to which the DataProfileAttrDefn applies.

Attribute: DataProfileAttrDefn.requiredAtCreation

Type: boolean
Description: If "True", the object must be provided an AttributeValue conformant to this definition at time of creation.

Attribute: DataProfileAttrDefn.removeable

Type: boolean
Description: If "True", the object's AttributeValue conformant to this definition may be removed (deleted).

Attribute: DataProfileAttrDefn.requiredForDisposition

Type: boolean

Description: If "True", the object's AttributeValue conformant to this definition must be present before final disposition (Transfer or Destroy) can be performed on the ManagedRecord associated with an object with this AttributeValue.

Attribute: DataProfileAttrDefn.requiredForManagement

Type: boolean
Description: If "True", the object's AttributeValue conformant to this definition must be present for management of the ManagedRecord associated with an object with this AttributeValue.

Attribute: DataProfileAttrDefn.updateable

Type: boolean
Description: If "True", the object's AttributeValue conformant to this definition may be updated. In the case that the value is not chronicled, the .attributeValue may be changed with new .dateSet, and .party. In the case that the value is chronicled, a new AttributeValue of the same RMSAttributeDefn is created and linked to the previous one through the next/previous association.

Attribute: DataProfileAttrDefn.chronicled

Type: boolean
Description: When .chronicled and .updateable = "True" , a new AttributeValue of the same RMSAttributeDefn may be created and linked to the previous one through the next/previous association.

Connections

Constraint Name: If .type is RecordPart, then .documentType must point to one or more DocumentType's

Association

If the DataProfileAttrDefn pertains to a RecordPart, then one or more DocumentType's are specified. If the RecordPart has a Document of one of those DocumentType's then the DataProfileAttrDefn applies to that RecordPart.

From Class: AttributeProfileSIM::DataProfileAttrDefn
In the Role of: definition
Multiplicity: 0..*

To Class: AttributeProfileSIM::DocumentType
In the Role of: documentType

Multiplicity: 0..*

Association

The RMS attribute definition on which the AttributeValue is based.

From Class: AttributeProfileSIM::AttributeValue
In the Role of: value
Multiplicity: 0..*
Description: The AttributeValue which is based on the RMSAttributeDefn

To Class: AttributeProfileSIM::DataProfileAttrDefn
In the Role of: definition
Multiplicity: 1
Description: The RMSAttributeDefn on which the AttributeValue is based.

Aggregation

Collects the DataProfileAttrDefn's that apply to this DataProfile.

From Class: AttributeProfileSIM::DataProfileAttrDefn
In the Role of: definition
Multiplicity: 1..*
Description: The definition of an attribute that is a member of the DataProfile

To Class: AttributeProfileSIM::DataProfile
In the Role of: profile
Multiplicity: 1
Description: The DataProfile of which the DataProfileAttrDefn is a member.

Association

Indicates the object type to which the DataProfileAttrDefn applies.

From Class: AttributeProfileSIM::DataProfileAttrDefn
In the Role of: definition
Multiplicity: 0..*

To Class: AttributeProfileSIM::AttributableClass
In the Role of: type
Multiplicity: 1

Dependency

The AttributeProfiles service is responsible for managing the information regarding Data Profile Attribute Definitions.

From Class: AttributeProfiles Service::AttributeProfiles

To Class: AttributeProfileSIM::DataProfileAttrDefn

Class: AttributeProfileSIM::DocumentType

Attributes

Attribute: DocumentType.name

Type: string

Connections

Association

If the DataProfileAttrDefn pertains to a RecordPart, then one or more DocumentType's are specified. If the RecordPart has a Document of one of those DocumentType's then the DataProfileAttrDefn applies to that RecordPart.

From Class: AttributeProfileSIM::DataProfileAttrDefn

In the Role of: definition

Multiplicity: 0..*

To Class: AttributeProfileSIM::DocumentType

In the Role of: documentType

Multiplicity: 0..*

Enumeration: AttributeProfileSIM::RmsAttributeType

The type of the attribute.

Attributes

Attribute: RmsAttributeType.integer

Type: string

Attribute: RmsAttributeType.string

Type: string

Attribute: RmsAttributeType.dateTime

Type: string

Connections

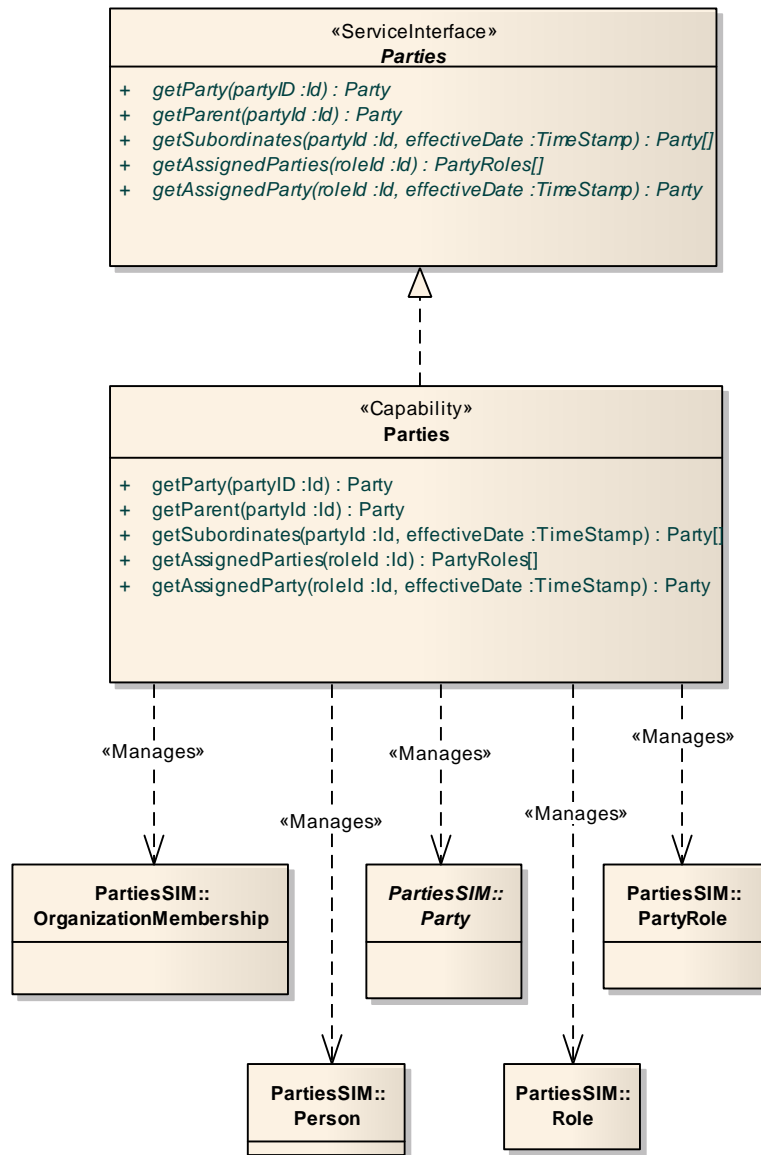
Package: PartiesService

The PartiesService package contains the model elements that together define the Parties service.

Parties Service Static Structure

class Parties Service Static Structure

Name: Parties Service Static Structure
Package: PartiesService
Version: 1.0
Author: John C. Butler



Implementations of the AttributeProfiles service will need to realize the AttributeProfiles ServiceInterface and all the behaviors associated with the AttributeProfiles Capability. The AttributeProfiles service maintains the instance data for profiles that have been added to the records management services. This service is not responsible for entering the profiles themselves. It's responsibilities are limited to providing information contained in existing profiles and for storing instance data for attributable objects.

Class: PartiesService::Parties

Attributes

Connections

Dependency

The Annotations service maintains references to the parties that create annotations and apply them to records.

From Class: AnnotationsService::Annotations

To Class: PartiesService::Parties

Dependency

The Dispositions service maintains references to information maintained by the Parties service such as the creator of a disposition instruction and the organization that represents the destination of a move.

From Class: DispositionsService::Dispositions

To Class: PartiesService::Parties

Dependency

The ManagedRecords service maintains references to the party that created a record, that has provenance over the record, and that is currently keeping the record.

From Class: ManagedRecordsService::ManagedRecords

To Class: PartiesService::Parties

Dependency

The Parties service is responsible for managing the information regarding organizational structure used for the purpose of establishing provenance within the records management services.

From Class: PartiesService::Parties

To Class: PartiesSIM::Role

Dependency

The Parties service is responsible for managing the information regarding organizational structure used for the purpose of establishing provenance within the records management services.

From Class: PartiesService::Parties

To Class: PartiesSIM::Person

Dependency

The Categories service maintains references to information managed in by the Parties for the role that performs a particular business activity that generated a record.

From Class: CategoriesService::Categories

To Class: PartiesService::Parties

Dependency

The Authorities service uses the Parties service to managed the data about the Authority.

From Class: AuthoritiesService::Authorities

To Class: PartiesService::Parties

Dependency

The Parties service is responsible for managing the information regarding organizational structure used for the purpose of establishing provenance within the records management services.

From Class: PartiesService::Parties

To AssociationClass: PartiesSIM::PartyRole

Dependency

The Parties service is responsible for managing the information regarding organizational structure used for the purpose of establishing provenance within the records management services.

From Class: PartiesService::Parties

To AssociationClass: PartiesSIM::OrganizationMembership

Dependency

The Parties service is responsible for managing the information regarding organizational structure used for the purpose of establishing provenance within the records management services.

From Class: PartiesService::Parties

To Class: PartiesSIM::Party

Realisation

From Class: PartiesService::Parties

To Interface: PartiesService::Parties

Interface: PartiesService::Parties

Attributes

Connections

Realisation

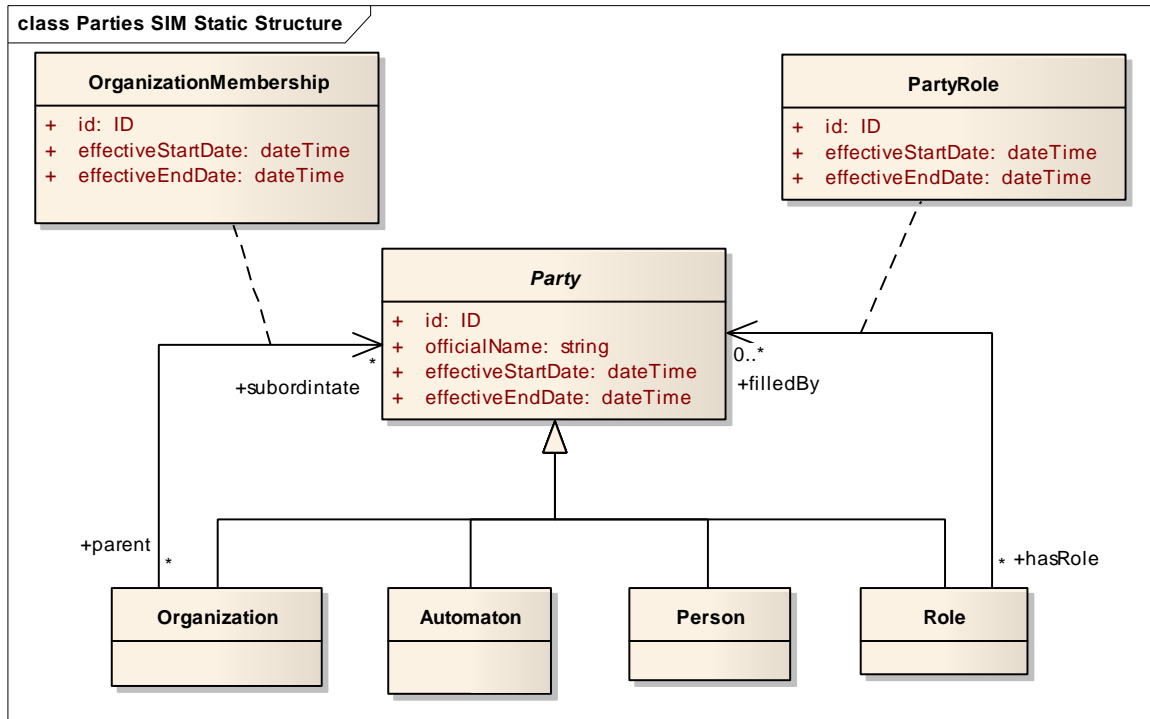
From Class: PartiesService::Parties

To Interface: PartiesService::Parties

Package: PartiesSIM

The PartiesSIM package contains the elements used to define the parameters and information management responsibilities of the Parties service.

Parties SIM Static Structure



The Parties Service SIM Static Structure diagram shows the information elements that comprise parameters or information that the Parties Service service must manage.

See the Parties Package of the RMS Domain model for definitions of these elements.

Class: PartiesSIM::Automaton

See the Party package of the RmsDomainModel for a definition of this element.

Attributes

Connections

Generalization

From Class: PartiesSIM::Automaton

To Class: PartiesSIM::Party

AssociationClass: PartiesSIM::OrganizationMembership

See the Party package of the RmsDomainModel for a definition of this element.

Attributes

Attribute: OrganizationMembership.id

Type: ID

Description: See the Party package of the RmsDomainModel for a definition of this element.

Attribute: OrganizationMembership.effectiveStartDate

Type: dateTime

Description: See the Party package of the RmsDomainModel for a definition of this element.

Attribute: OrganizationMembership.effectiveEndDate

Type: dateTime

Description: See the Party package of the RmsDomainModel for a definition of this element.

Connections

Dependency

From Issue: PartiesSIM::Are these IDs auto-generated or do they need to be set?

To AssociationClass: PartiesSIM::OrganizationMembership

Dependency

The Parties service is responsible for managing the information regarding organizational structure used for the purpose of establishing provenance within the records management services.

From Class: PartiesService::Parties

To AssociationClass: PartiesSIM::OrganizationMembership

AssociationClass: PartiesSIM::PartyRole

See the Party package of the RmsDomainModel for a definition of this element.

Attributes

Attribute: PartyRole.id

Type: ID

Description: See the Party package of the RmsDomainModel for a definition of this element.

Attribute: PartyRole.effectiveStartDate

Type: dateTime

Description: See the Party package of the RmsDomainModel for a definition of this element.

Attribute: PartyRole.effectiveEndDate

Type: dateTime

Description: See the Party package of the RmsDomainModel for a definition of this element.

Connections

Dependency

From Issue: PartiesSIM::Are these IDs auto-generated or do they need to be set?

To AssociationClass: PartiesSIM::PartyRole

Dependency

The Parties service is responsible for managing the information regarding organizational structure used for the purpose of establishing provenance within the records management services.

From Class: PartiesService::Parties

To AssociationClass: PartiesSIM::PartyRole

Class: PartiesSIM::Organization

See the Party package of the RmsDomainModel for a definition of this element.

Attributes

Connections

Generalization

From Class: PartiesSIM::Organization

To Class: PartiesSIM::Party

AssociationClass

See the Party package of the RmsDomainModel for a definition of this association.

From Class: PartiesSIM::Organization

In the Role of: parent

Multiplicity: *

To Class: PartiesSIM::Party
In the Role of: subordinate
Multiplicity: *

Class: PartiesSIM::Party

See the Party package of the RmsDomainModel for a definition of this element.

Attributes

Attribute: Party.id

Type: ID
Description: See the Party package of the RmsDomainModel for a definition of this element.

Attribute: Party.officialName

Type: string
Description: See the Party package of the RmsDomainModel for a definition of this element.

Attribute: Party.effectiveStartDate

Type: dateTime
Description: See the Party package of the RmsDomainModel for a definition of this element.

Attribute: Party.effectiveEndDate

Type: dateTime
Description: See the Party package of the RmsDomainModel for a definition of this element.

Connections

Generalization

From Class: PartiesSIM::Organization

To Class: PartiesSIM::Party

Generalization

From Class: PartiesSIM::Person

To Class: PartiesSIM::Party

AssociationClass

See the Party package of the RmsDomainModel for a definition of this association.

From Class: PartiesSIM::Role
In the Role of: hasRole
Multiplicity: *

To Class: PartiesSIM::Party
In the Role of:: filledBy
Multiplicity: 0..*

AssociationClass

See the Party package of the RmsDomainModel for a definition of this association.

From Class: PartiesSIM::Organization
In the Role of: parent
Multiplicity: *

To Class: PartiesSIM::Party
In the Role of:: subordintate
Multiplicity: *

Generalization

From Class: PartiesSIM::Automaton
To Class: PartiesSIM::Party

Generalization

From Class: PartiesSIM::Role
To Class: PartiesSIM::Party

Dependency

The Parties service is responsible for managing the information regarding organizational structure used for the purpose of establishing provenance within the records management services.

From Class: PartiesService::Parties
To Class: PartiesSIM::Party

Dependency

The Annotations service maintains reference information related to parties associated with annotations.

From Class: AnnotationsService::Annotations

To Class: PartiesSIM::Party

Dependency

From Issue: PartiesSIM::Are these IDs auto-generated or do they need to be set?

To Class: PartiesSIM::Party

Class: PartiesSIM::Person

See the Party package of the RmsDomainModel for a definition of this element.

Attributes

Connections

Dependency

The Parties service is responsible for managing the information regarding organizational structure used for the purpose of establishing provenance within the records management services.

From Class: PartiesService::Parties

To Class: PartiesSIM::Person

Generalization

From Class: PartiesSIM::Person

To Class: PartiesSIM::Party

Class: PartiesSIM::Role

See the Party package of the RmsDomainModel for a definition of this element.

Attributes

Connections

Dependency

The Parties service is responsible for managing the information regarding organizational structure used for the purpose of establishing provenance within the records management services.

From Class: PartiesService::Parties

To Class: PartiesSIM::Role

AssociationClass

See the Party package of the RmsDomainModel for a definition of this association.

From Class: PartiesSIM::Role

In the Role of: hasRole

Multiplicity: *

To Class: PartiesSIM::Party

In the Role of: filledBy

Multiplicity: 0..*

Generalization

From Class: PartiesSIM::Role

To Class: PartiesSIM::Party

Issue: PartiesSIM::Are these IDs auto-generated or do they need to be set?

Attributes

Connections

Dependency

From Issue: PartiesSIM::Are these IDs auto-generated or do they need to be set?

To AssociationClass: PartiesSIM::OrganizationMembership

Dependency

From Issue: PartiesSIM::Are these IDs auto-generated or do they need to be set?

To AssociationClass: PartiesSIM::PartyRole

Dependency

From Issue: PartiesSIM::Are these IDs auto-generated or do they need to be set?

To Class: PartiesSIM::Party

2.9 Platform Specific Models

Three platform specific models are defined (two XSD models and one WSDL model). Intermediary models for the XSD's and WSDL were automatically generated from the descriptions in the PIM through an MDA tool. From those models the machine-readable artifacts were generated. The intermediary PSM models are not considered to be normative, though are included in the Records Management Services XMI, that contains the normative Platform Independent Model. The machine-readable files are normative.

1. Records Management WSDL Services Model (rms.wsdl)

- a. Ten WSDL files are provided; one for each of the following services.
 - i. Annotations
 - ii. Authorities
 - iii. Categories
 - iv. Dispositions
 - v. Documents
 - vi. ManagedRecords
 - vii. Query
 - viii. RecordAuthentications
 - ix. AttributeProfiles
 - x. Parties
- b. The WSDL files were created based on the corresponding service packages in the RmsServices package of the RmsPim. The correlation is as follows:

Service	Model Package	WSDL File
Annotations	RmsPim/RmsServices/RmsCoreServices/AnnotationsService	Annotations.wsdl
Authorities	RmsPim/RmsServices/RmsCoreServices/AuthoritiesService	Authorities.wsdl
Categories	RmsPim/RmsServices/RmsCoreServices/CategoriesService	Categories.wsdl
Dispositions	RmsPim/RmsServices/RmsCoreServices/DispositionsService	Dispositions.wsdl
Documents	RmsPim/RmsServices/RmsCoreServices/	Documents.wsdl

	DocumentsService	
ManagedRecords	RmsPim/RmsServices/RmsCoreServices/ ManagedRecordsService	ManagedRecords.wsdl
Query	RmsPim/RmsServices/RmsCoreServices/ Query Service	Query.wsdl
RecordAuthentications	RmsPim/RmsServices/RmsCoreServices/ RecordAuthenticationsService	RecordAuthentications. wsdl
AttributeProfiles	RmsPim/RmsServices/RmsUtilityServices/ AttributeProfiles Service	AttributeProfiles.wsdl
Parties	RmsPim/RmsServices/RmsUtilityServices/ PartiesService	Parties.wsdl

2. Records Management XSD (RMS.xsd) – This XSD is based on the packages RmsPIM/RmsDomainModel and RmsPIM/AttributeProfile. It has two purposes:
 - a. It is used to import and export Managed Records via a compliant XML file.
 - b. It is used as the basis for forming XQuery/XPath query statements.
3. Attribute Profile XSD (AttributeProfile.xsd) – This XSD is based on the RmsPIM/AttributeProfile. It has two purposes:
 - a. It is used to communicate the definition of RMS DataProfile's.
 - b. It is used to communicate attribute value instances.

3 Part III

No changes or extensions to adopted OMG specifications are required in support of this specification.

Appendix A – Model Package Descriptions

A.1	Package: RMS Submission	262
A.1.1	Package: RmsPim.....	262
A.1.1.1	Package: RmsDomainModel	262
A.1.1.1.1	Package: Annotation	262
A.1.1.1.2	Package: Authenticity	262
A.1.1.1.3	Package: CaseFile.....	262
A.1.1.1.4	Package: Category	262
A.1.1.1.5	Package: Document	262
A.1.1.1.6	Package: Dispositions.....	262
A.1.1.1.7	Package: ManagedRecord	262
A.1.1.1.8	Package: Party	263
A.1.1.2	Package: AttributeProfile.....	263
A.1.1.3	Package: RmsServices	263
A.1.1.3.1	Package: RmsSolution.....	263
A.1.1.3.2	Package: RmsProcessServices.....	263
A.1.1.3.3	Package: RmsCoreServices	263
A.1.1.3.3.1	Package: AnnotationsService.....	263
	Package: AnnotationsSIM	264
A.1.1.3.3.2	Package: AuthoritiesService	264
	Package: Authorities SIM.....	264
A.1.1.3.3.3	Package: CategoriesService	264
	Package: CategoriesSIM.....	264
A.1.1.3.3.4	Package: DispositionsService	264
	Package: DispositionsSIM.....	264
A.1.1.3.3.5	Package: DocumentsService.....	264
	Package: DocumentsSIM.....	264
A.1.1.3.3.6	Package: ManagedRecordsService	264
	Package: ManagedRecordsSIM.....	265
A.1.1.3.3.7	Package: QueryService	265
	Package: QuerySIM.....	265
A.1.1.3.3.8	Package: RecordAuthenticationsService	265
	Package: AuthenticationsSIM	265
A.1.1.3.4	Package: RmsUtilityServices.....	265
A.1.1.3.4.1	Package: AttributeProfiles Service	265
	Package: AttributeProfileSIM	265
A.1.1.3.4.2	Package: PartiesService	265
	Package: PartiesSIM.....	265
A.1.2	Package: RmsPsm	266
A.1.2.1	Package: Annotations.....	266
A.1.2.1.1	Package: Bindings	266
A.1.2.1.2	Package: Messages	266
A.1.2.1.3	Package: PortTypes	266
A.1.2.1.4	Package: Services	266
A.1.2.1.5	Package: Types	266
A.1.2.2	Package: AttributeProfiles	266
A.1.2.2.1	Package: Bindings	266
A.1.2.2.2	Package: Messages	266
A.1.2.2.3	Package: PortTypes	266
A.1.2.2.4	Package: Services	266
A.1.2.2.5	Package: Types	266
A.1.2.3	Package: Authorities	266
A.1.2.3.1	Package: Bindings	266
A.1.2.3.2	Package: Messages	266

A.1.2.3.3	Package: PortTypes	266
A.1.2.3.4	Package: Services	266
A.1.2.3.5	Package: Types	266
A.1.2.4	Package: Categories	266
A.1.2.4.1	Package: Bindings	266
A.1.2.4.2	Package: Messages	266
A.1.2.4.3	Package: PortTypes	267
A.1.2.4.4	Package: Services	267
A.1.2.4.5	Package: Types	267
A.1.2.5	Package: Dispositions	267
A.1.2.5.1	Package: Bindings	267
A.1.2.5.2	Package: Messages	267
A.1.2.5.3	Package: PortTypes	267
A.1.2.5.4	Package: Services	267
A.1.2.5.5	Package: Types	267
A.1.2.6	Package: Documents	267
A.1.2.6.1	Package: Bindings	267
A.1.2.6.2	Package: Messages	267
A.1.2.6.3	Package: PortTypes	267
A.1.2.6.4	Package: Services	267
A.1.2.6.5	Package: Types	267
A.1.2.7	Package: ManagedRecords	267
A.1.2.7.1	Package: Bindings	267
A.1.2.7.2	Package: Messages	267
A.1.2.7.3	Package: PortTypes	267
A.1.2.7.4	Package: Services	267
A.1.2.7.5	Package: Types	267
A.1.2.8	Package: Parties	267
A.1.2.8.1	Package: Bindings	267
A.1.2.8.2	Package: Messages	267
A.1.2.8.3	Package: PortTypes	268
A.1.2.8.4	Package: Services	268
A.1.2.8.5	Package: Types	268
A.1.2.9	Package: Query	268
A.1.2.9.1	Package: Bindings	268
A.1.2.9.2	Package: Messages	268
A.1.2.9.3	Package: PortTypes	268
A.1.2.9.4	Package: Services	268
A.1.2.9.5	Package: Types	268
A.1.2.10	Package: RecordAuthentications	268
A.1.2.10.1	Package: Bindings	268
A.1.2.10.2	Package: Messages	268
A.1.2.10.3	Package: PortTypes	268
A.1.2.10.4	Package: Services	268
A.1.2.10.5	Package: Types	268
A.1.2.11	Package: XSD Model	268
A.1.2.11.1	Package: AttributeProfile	268
A.1.2.11.2	Package: RmsXSD	268

A.1 Package: RMS Submission

A.1.1 Package: RmsPim

The RmsPim package contains the general Platform Independent Model of the RMS Specification. This model is used to capture a structural and behavioral specification in a manner that can be implemented in a variety of technologies.

A.1.1.1 Package: RmsDomainModel

The core class structure of Records Management based on the work of the Records Management Services Component Interagency Project Team.

A.1.1.1.1 Package: Annotation

The Annotation package collects the elements needed to support the records management concept of annotated records.

A.1.1.1.2 Package: Authenticity

The Authenticity package collects the elements needed to support the records management concept of authentic records, i.e., providing assurance that what is retrieved from a record management environment is identical to that which was put there.

A.1.1.1.3 Package: CaseFile

The CaseFile package collects the elements needed to support the records management concept of case files. Case files are commonly encountered as medical records, police records, etc.

A.1.1.1.4 Package: Category

The CaseFile package collects the elements needed to support the records management concept of record categories.

A.1.1.1.5 Package: Document

The Document package collects the elements needed to support records that are one or more electronic "bit streams". Each bit stream is represented by a Document.

A.1.1.1.6 Package: Dispositions

The Document package collects the elements needed to support records that are one or more electronic "bit streams". Each bit stream is represented by a Document.

A.1.1.1.7 Package: ManagedRecord

The ManagedRecord package collects the elements needed to support the basic concepts of a ManagedRecord. It is shown here in its full context of many of the key concepts associated with managing a record.

A.1.1.1.8 Package: Party

The Party package collects the elements necessary for assigning responsibility of actions and custodianship in a records management environment. It is not the organization structure.

The Party Model is related to the organizational structure of the organization in which records are being managed, but is not identical to it. The purpose of the model is to be able to express Provenance and to identify the Roles in the organization that attribute aspects of the Managed Record.

A.1.1.2 Package: AttributeProfile

The AttributeProfile package provides the capability of specifying attribution by class type for the major RECORDS MANAGEMENT classes. This enables attribution based on the business context of the RECORDS MANAGEMENT environment allowing attribution according to such standards as DoD 5015.2, Dublin Core, etc.

A.1.1.3 Package: RmsServices

The RmsServices package contains subpackages for each service provided by RMS. RmsSolution maps the capabilities available to RMS clients. RmsProcessServices is a placeholder for future process oriented services (corresponds to the empty "process services layer" of the RMS Service Capability Layering diagram that opens the RmsServices section. The RmsCoreServices

A.1.1.3.1 Package: RmsSolution

The RmsSolution package contains elements that represent clients of the RMS services. These are generally referred to as RMS Clients and RMS Applications.

A.1.1.3.2 Package: RmsProcessServices

The RMS Process Services package is an architectural placeholder for process-related services. The current version of the specification is meant to be independent of business processes that generate records. Future versions of the specification may include process services that manage records management functions.

A.1.1.3.3 Package: RmsCoreServices

The RMS Core Services package contains the specifications of the RECORDS MANAGEMENT Services in the Core Business Layer of the RMS architecture.

A.1.1.3.3.1 Package: AnnotationsService

The AnnotationsService package contains the model elements that together define the Annotations service.

Package: AnnotationsSIM

The AnnotationsSIM package contains the elements used to define the parameters and information management responsibilities of the Annotations service.

A.1.1.3.3.2 Package: AuthoritiesService

The AuthoritiesService package contains the model elements that together define the Authorities service.

Package: Authorities SIM

The Authoress package contains the elements used to define the parameters and information management responsibilities of the Authorities service.

A.1.1.3.3.3 Package: CategoriesService

The CategoriesService package contains the model elements that together define the Categories service.

Package: CategoriesSIM

The CategoriesSIM package contains the elements used to define the parameters and information management responsibilities of the Categories service.

A.1.1.3.3.4 Package: DispositionsService

The DispositionsService package contains the model elements that together define the Dispositions service.

Package: DispositionsSIM

The DispositionsSIM package contains the elements used to define the parameters and information management responsibilities of the Dispositions service.

A.1.1.3.3.5 Package: DocumentsService

The DocumentsService package contains the model elements that together define the Documents service.

Package: DocumentsSIM

The DocumentsSIM package contains the elements used to define the parameters and information management responsibilities of the Documents service.

A.1.1.3.3.6 Package: ManagedRecordsService

The ManagedRecordsService package contains the model elements that together define the ManagedRecords service.

Package: ManagedRecordsSIM

The ManagedRecordsSIM package contains the elements used to define the parameters and information management responsibilities of the ManagedRecords service.

A.1.1.3.3.7 Package: QueryService

Provides the capability of returning RECORDS MANAGEMENT entities base on their RmsDomainModel as specified in the query string. The returning parameter is also based upon the RmsDomainModel.

Package: QuerySIM

Refer to the RmsDomainModel for the elements used to define the parameters and information management responsibilities of the Queries service. See 'RmsDomainModel Package Structure'.

A.1.1.3.3.8 Package: RecordAuthenticationsService

The RecordAuthenticationsService package contains the model elements that together define the RecordAuthentications service.

Package: AuthenticationsSIM

The AuthenticationsSIM package contains the elements used to define the parameters and information management responsibilities of the Authentications service.

A.1.1.3.4 Package: RmsUtilityServices

A.1.1.3.4.1 Package: AttributeProfiles Service

The AttributeProfilesService package contains the model elements that together define the AttributeProfiles service.

Package: AttributeProfileSIM

The AttributeProfileSIM package contains the elements used to define the parameters and information management responsibilities of the AttributeProfiles service.

A.1.1.3.4.2 Package: PartiesService

The PartiesService package contains the model elements that together define the Parties service.

Package: PartiesSIM

The PartiesSIM package contains the elements used to define the parameters and information management responsibilities of the Parties service.

A.1.2 Package: RmsPsm

A.1.2.1 Package: Annotations

A.1.2.1.1 Package: Bindings

A.1.2.1.2 Package: Messages

A.1.2.1.3 Package: PortTypes

A.1.2.1.4 Package: Services

A.1.2.1.5 Package: Types

A.1.2.2 Package: AttributeProfiles

A.1.2.2.1 Package: Bindings

A.1.2.2.2 Package: Messages

A.1.2.2.3 Package: PortTypes

A.1.2.2.4 Package: Services

A.1.2.2.5 Package: Types

A.1.2.3 Package: Authorities

A.1.2.3.1 Package: Bindings

A.1.2.3.2 Package: Messages

A.1.2.3.3 Package: PortTypes

A.1.2.3.4 Package: Services

A.1.2.3.5 Package: Types

A.1.2.4 Package: Categories

A.1.2.4.1 Package: Bindings

A.1.2.4.2 Package: Messages

A.1.2.4.3 *Package: PortTypes*

A.1.2.4.4 *Package: Services*

A.1.2.4.5 *Package: Types*

A.1.2.5 Package: Dispositions

A.1.2.5.1 *Package: Bindings*

A.1.2.5.2 *Package: Messages*

A.1.2.5.3 *Package: PortTypes*

A.1.2.5.4 *Package: Services*

A.1.2.5.5 *Package: Types*

A.1.2.6 Package: Documents

A.1.2.6.1 *Package: Bindings*

A.1.2.6.2 *Package: Messages*

A.1.2.6.3 *Package: PortTypes*

A.1.2.6.4 *Package: Services*

A.1.2.6.5 *Package: Types*

A.1.2.7 Package: ManagedRecords

A.1.2.7.1 *Package: Bindings*

A.1.2.7.2 *Package: Messages*

A.1.2.7.3 *Package: PortTypes*

A.1.2.7.4 *Package: Services*

A.1.2.7.5 *Package: Types*

A.1.2.8 Package: Parties

A.1.2.8.1 *Package: Bindings*

A.1.2.8.2 *Package: Messages*

A.1.2.8.3 *Package: PortTypes*

A.1.2.8.4 *Package: Services*

A.1.2.8.5 *Package: Types*

A.1.2.9 Package: Query

A.1.2.9.1 *Package: Bindings*

A.1.2.9.2 *Package: Messages*

A.1.2.9.3 *Package: PortTypes*

A.1.2.9.4 *Package: Services*

A.1.2.9.5 *Package: Types*

A.1.2.10 Package: RecordAuthentications

A.1.2.10.1 *Package: Bindings*

A.1.2.10.2 *Package: Messages*

A.1.2.10.3 *Package: PortTypes*

A.1.2.10.4 *Package: Services*

A.1.2.10.5 *Package: Types*

A.1.2.11 Package: XSD Model

A.1.2.11.1 *Package: AttributeProfile*

The AttributeProfile package provides the capability of specifying attribution by class type for the major RECORDS MANAGEMENT classes. This enables attribution based on the business context of the RECORDS MANAGEMENT environment allowing attribution according to such standards as DoD 5015.2, Dublin Core, etc.

A.1.2.11.2 *Package: RmsXSD*

Appendix B – Use Case Scenarios

Use case scenarios were prepared by records management subject matter experts on the submission team. The following is a list of the scenarios kept, followed by the scenarios themselves. Some of the scenarios were deemed redundant or out of scope, hence the non sequential scenario numbers. The scenarios were used to test the information and service models to assure completeness.

<u>Scenario 01 – Capture MS Word Document as a Record</u>	1
<u>Scenario 02 – Capture PDF Document as a Record</u>	4
<u>Scenario 10a – Establish Record Authenticity</u>	6
<u>Scenario 10b – Validate Record Authenticity</u>	7
<u>Scenario 11 – Link Associate Records</u>	9
<u>Scenario 12 – Change Record Provenance</u>	11
<u>Scenario 13 – Change Record Keeper</u>	14
<u>Scenario 14 - Change Modifiable Attribute</u>	17
<u>Scenario 15 - Change Authority Attribute</u>	19
<u>Scenario 18 – Validate Record Authenticity</u>	21
<u>Scenario 19 – Suspend (Freeze) Disposition</u>	23
<u>Scenario 20 – Re-Instate (Unfreeze) Disposition</u>	27
<u>Scenario 21 – Disassociate Linked Records</u>	29
<u>Scenario 26 – Cutoff Records</u>	31
<u>Scenario 27 – Find Disposition Candidates</u>	33
<u>Scenario 28 – Transfer Records</u>	40
<u>Scenario 29 – Accession to NARA</u>	42
<u>Scenario 30 – Destroy Records</u>	45

Scenario 01 – Capture MS Word Document as a Record

John Doe is an action officer in the ABC agency. He is specifically responsible for conducting government acceptance tests for new software products. At the conclusion of the test, he prepares a written report using MS Word as his document processor. The report has been approved for release and publication. He now wants to manage the report as a record.

A. Pre-Conditions.

This section defines the “state” of things before the scenario starts – conditions that have to be true for the scenario to take place.

1. Organization has a records schedule.
2. Organization has a retention schedule for the records schedule.
3. Organization provides the user with the capability to search the records schedule for a record category.

B. Script of Operations

Scenario 1 – Capture Word Document as a Record			
Step	User Action	System Response	Comments
1.	Action Officer creates and saves a report to his “c” drive	Document is written to the user’s C drive	
2.	Action Officer retrieves and opens the document to declare it as a record.	Systems displays document on the user’s desktop	
3.	Action Officer reviews the document and clicks the “Save as Record” option	System displays the prompt “Save as Record Yes/No?”	
4.	User clicks the “Yes” option	System displays the following options: <ol style="list-style-type: none">1. Choose from a list of the user’s favorite (pre-defined) categories2. Choose from a list of recently used categories by the user3. Search for	1. It is conceived that a user will have a pre-determined sub-set of the agencies records schedule, commonly referred to as a file plan

Scenario 1 – Capture Word Document as a Record

Step	User Action	System Response	Comments
		category/folder	2. As is often scene and made as a function of an application most recently used, last accessed are kept and presented to the user as a function.
5.	User clicks the “Search for Category” option	System displays the category search interface	The interface would have the capability to search by word(s) and/or phrase(s)
6.	User enters search criteria and clicks OK	System displays a list of categories that matched the user’s search criteria.	
7.	User selects the most appropriate category	System enters the category value in the category attribute field.	
8.	User may review the auto- populated attribute fields for completeness	<ol style="list-style-type: none"> 1. Record ID (system assigned) 2. Date/Time Set Aside (system assigned) 3. Set Aside by Action Officer (system assigned) 4. Agency Name, Current (system assigned) 5. Agency Name, Current Date (system assigned system date) 6. Record Keeper Name, Current (system assigned) 7. Record Keeper Name, Current Date (system 	

Scenario 1 – Capture Word Document as a Record

Step	User Action	System Response	Comments
		assigned) This must be the same as Agency Name Current Date (above) 8. Agency Name (sub-ordination structure if required by business rules; system assigned) 9. Agency Name Date (sub-ordination structure date system assigned by) 10. Record Category, Current (selected by user in Step 8) 11. Record Category, Current Date (system assigned) 12. Disposition Instruction, Current (from record category : disposition instruction relationship) 13. Disposition Instruction, Current Date (system assigned)	
16.	User saves his/her work	Profile is closed and document is now a managed record.	

C. Post-Conditions

1. A unique identifier is assigned to the record
2. The record's profile is associated with the record.
3. The record is now managed as a managed record

Scenario 02 – Capture PDF Document as a Record

John Doe is an action officer in the ABC agency. He is specifically responsible for conducting government acceptance tests for new software products. At the conclusion of the test, he prepares a written report using MS Word as his document processor. The report has been approved for release and publication. He converts the report to PDF for external distribution. He now wants to manage the PDF version of the report as a record.

A. Pre-Conditions.

This section defines the “state” of things before the scenario starts – conditions that have to be true for the scenario to take place.

1. Organization has records schedule.
2. Organization has a retention schedule. Dispositions have been assigned to record categories.
3. Organization provides the user with the capability to search records categories.

B. Script of Operations

Scenario 2 – Capture PDF Document as a Record			
Step	User Action	System Response	Comments
1.	Action Officer creates an after action report and wants to save a PDF copy of the document as a record. The AO selects save from a menu list	The System prompts “Save as Document” “Save as Record”	
2.	AO selects “Save as Record”	System prompts “Save as Record Yes/No?”	
3.	AO selects “No”	System closes human interface for saving the PDF no further action by system	
4.	AO selects “Yes”	System provides user with an interface that allows the user to type in a record category, search for a record category with key word and/or phrase and cancel action.	
5.	AO types in “A1400”	System responds “Place into	

Scenario 2 – Capture PDF Document as a Record

Step	User Action	System Response	Comments
		A1400 After Actions Reports Yes/No”	
6.	AO selects “No”	System returns AO to #4 interface above	
7.	AO selects “Yes”	PDF document is set aside as a record in “A1400 After Action Reports”	
8.	AO types in search for a record category area “after action reports”	System responds “A1400 After Action Reports” and “A5000 After Action Reports Engineers”	
9.	AO selects “A1400 After Action Reports”	System responds “Place into A1400 After Actions Reports Yes/No”	
10.	AO selects “No”	System returns AO to the user interface in #4 above.	
11.	AO selects “Yes”	PDF document is set aside as a record in “A1400 After Action Reports”	
12.	AO selects “cancel”	System responds “Cancel Action Yes/No”	
13.	AO selects “Yes”	System closes human interface for saving the PDF no further action by system.	
14.	AO selects “No”	System returns AO to #4 above.	

C. Post-Conditions

4. A unique identifier is assigned to the PDF record
5. The PDF record is now managed as a managed record
6. The PDF record’s profile is associated with the PDF record.

Scenario 10a – Establish Record Authenticity

The ABC agency has a record authenticity service. Each time a document is captured as a record the service will automatically authenticate the record (hash or digital signature are example services). Or the records staff could manually select a record or set of records to authenticate on an ad hoc basis..

A. Pre-Conditions.

This section defines the “state” of things before the scenario starts – conditions that have to be true for the scenario to take place.

1. Organization has a service or utility that will establish the hash value (has value is one way of many ways to accomplish this activity and is used as an example only and is not to be considered directive in nature) of a managed record.
2. The organization has the capability to run the authentication service as a scheduled service.
3. Members of the records staff have the capability to manually select records to be authenticated.

B. Script of Operations

Scenario 1 – Capture Word Document as a Record			
Step	User Security	System Response	Comments
1.	User sets aside a document as a record.	System recognizes a document has been set aside as a record and initiates the authentication service. The system runs a hash routine against the record and populates the authenticity base and authenticity base date attributes.	

C. Post-Conditions:

Scenario 10b – Validate Record Authenticity

The ABC agency has a record authenticity service. At intervals pre-determined the agency may have the validate authenticity service validate records, however, this scenario deals with a user requesting a copy of a record to work with.

A. Pre-Conditions.

This section defines the “state” of things before the scenario starts – conditions that have to be true for the scenario to take place.

1. Organization has a service or utility that has established the hash value (has value is one way of many ways to accomplish this activity and is used as an example only and is not to be considered directive in nature) of a managed record.
2. The organization has the capability to run the authentication service.
3. Members of the records staff have the capability to manually select records to be authenticated.

B. Script of Operations

Scenario 1 – Validate Record Authenticity			
Step	User Security	System Response	Comments
1.	User searches, selects a record for use.	<ol style="list-style-type: none"> 1. The system initiates the validate authenticity service on the record. 2. The system selects the authenticity type used to set the authenticity base attribute. 3. The system runs the authenticity type used to set the authenticity base attribute and populates the Authenticity Current attribute and the Authenticity Current Date attribute. 4. The system compares the Authenticity Base (AB) attribute with the Authenticity Current (AC) attribute. 5. If AB=AC then populate the Authenticity 	<p>This is the first request for the record sent it was set aside.</p> <p>Ensuring the correct authenticity type is being used is up to the solution provider, it is simple to think a record of what authenticity type used at the time the authenticity base date was set by the system would be the simplest, but not the only way to accomplish this.</p>

Scenario 1 – Validate Record Authenticity			
Step	User Security	System Response	Comments
		Validation attribute with a 1. The system identifies the Authenticity Validation attribute is populated with a “1” and makes a copy of the record available to the user.	
2.	User receives copy of the record		
3.		<p>If AB does not equal AC populates the Authenticity Validation attribute with a “0.” The system makes identifies the Authenticity Validation attribute is set with “0” and creates a notification the validation of the records authenticity has failed.</p> <p>System notifies user the record cannot be authenticated at this time and a message has been sent (to: help desk, RM, security?) therefore a copy cannot be provided at this time.</p>	This notification would normally go to at least the records manager and system security, maybe the administrator, but final decision on the notification will be in accordance with the agency rules.

C. Post-Conditions:

1. A copy of the record has been provided to the requester
2. A copy of the record was not provided to the requester and notifications of the same were created and sent to the appropriate parties.

Scenario 11 – Link Associate Records

John Henry is an action officer in the ABC agency. He has filed a new record that supersedes a previously filed record. His task is to link the superseded record with the superseded by record.

A. Pre-Conditions.

This section defines the “state” of things before the scenario starts – conditions that have to be true for the scenario to take place.

1. Agency has a Link function associate one or more records with another.
2. Agency has a Search and Retrieve records function that permits the user to search for and retrieve records that he has access to.
3. Agency has predefined link types such as Supporting/Supported; Superseded/Superseded By; Cross Reference; Email/Attachment, etc.
4. Agency has two or more declared records.

B. Script of Operations

Scenario 11 –Link/Associate Records			
	Actor Action	System Response	Comments
1.	User launches the “Link” function	Systems displays the “Link” function user interface with the following data windows: <ul style="list-style-type: none"> • Link From button • Link To button • Link Type button 	
2.	User selects <i>Link From</i> button	Systems launches the Search for Records function	
3.	User enters search criteria as appropriate to retrieve the desired record	Systems displays the desired record in a search results display	
4.	User selects the desired record in the search results display	System highlights the specified record	
5.	User selects the <i>Link To</i> button	Systems launches the Search for Records function	
6.	User enters search criteria	Systems displays the desired	

Scenario 11 –Link/Associate Records			
	Actor Action	System Response	Comments
	as appropriate to retrieve the desired record	record in a search results display	
7.	User selects the desired record in the search results display	System highlights the specified record	
8.	User selects the <i>Link Type</i> button	System displays a pre-defined list of Link Types (<i>Record_Association_Id</i> and <i>Records_Assoiication_Description</i> such as: <ul style="list-style-type: none"> • Cross-Reference • Supported, Supporting • Superseded, Superseded By 	
9.	User selects the appropriate Link Type	System associates the two records with the specified link type and populates (on each record) the <ul style="list-style-type: none"> • <i>Record_Association_Id</i> attribute • <i>Record_Association</i> description attribute • <i>Record_Association_Date</i> 	

C. Post-Conditions

1. The two records are linked with the appropriate link type..

Scenario 12 – Change Record Provenance

Jane Doe is a records officer in the ABC agency. The agency has three divisions and three record keepers (one per division). Her agency has been subsumed by agency YXX. In addition, what was the ABC agency will move form three divisions to two divisions.

A. Pre-Conditions.

This section defines the “state” of things before the scenario starts – conditions that have to be true for the scenario to take place.

1. Agency has an electronic hierarchical category structure in place (Otherwise known as a records schedule)
2. Agency has a retention schedule associated with the records schedule in place. The disposition rules are assigned to the categories.
3. Agency provides the user with the capability to search the category structure when selecting which category and folder to file his/her record(s).
4. The attributes relevant to the agency’s provenance are populated.
5. User has the capability to retrieve a group of records by category or subject.

B. Script of Operations

Scenario 12 –Change Record Provenance			
Step	User Action	System Response	Comments
1.	Jane Doe has received noticed that her agency has been consumed by the XYZ agency, effective today and will be going from three divisions to two divisions. Jane Doe must update the provenance of all of the agencies records and the recordkeeper of the records for each of the divisions	Waiting on user input	
2.	Jane Doe requests access to the agencies records and access to the provenance service	System receives request and if authentication of user is valid then make the provenance update service available	
3.	Jane Doe indicates to the service to update the	System prompts the user with “Are You Sure? Yes	

Scenario 12 –Change Record Provenance

Step	User Action	System Response	Comments
	provenance attribute to XYZ agency for all of the agencies records.	or No”.	
4.	4.a1 Jane Doe selects “Yes”	System initiates provenance service and when action complete, display “Complete” and prompts “OK”	
	4.a2 Jane Doe selects “OK”	System closes the provenance update service	
	4.b.1 Jane Doe Selects “No”	System closes the provenance update service	
5.	Jane Doe has to replace the division 2 recordkeeper, Billy Jean, with the division 1 recordkeeper, Bobby Riggs, because division 1 and division 2 were aggregated together, as division 1.		
6.	Jane Doe requests access to the provenance service to update the RecordKeeper for all records Bill Jean is the RecordKeeper.	System receives request and if authentication of user is valid then make the provenance service available	
7.	Jane Doe makes the request to update the recordkeeper attribute for the records of division 2 to indicate that Bobby Riggs as the recordkeeper	System receives request and if authentication of user is valid for division2, then system prompts the user with “Are You Sure? Yes or No”.	
	7.a1 Jane Doe selects “Yes”	System initiates provenance service and when action complete, display “Complete” and	

Scenario 12 –Change Record Provenance

Step	User Action	System Response	Comments
		prompts “OK” and “More Changes?”	
	7.a2 Jane Doe selects “OK”	System closes the provenance service	
	7.a3 Jane Doe selects more changes	System repeats steps 6 and 7 until user selects “OK” or “No”	
	7.b.1 Jane Doe Selects “No”	System closes the provenance update service	

Scenario 13 – Change Record Keeper

Jane Doe is a records officer in the ABC agency. She is specifically responsible for the management and maintenance of the agency's records. The "record keeper" is defined as the administrative entity, unit, office, or person responsible for the custody and ongoing management of the records during their active business use.

A. Pre-Conditions.

This section defines the "state" of things before the scenario starts – conditions that have to be true for the scenario to take place.

1. Agency has an electronic hierarchical category structure in place. File plan consists of subject categories and folders created to aggregate and store digital records.
2. Agency has a retention schedule associated with the category structure in place. The disposition rules are assigned to the subject categories and are inherited by the folders and records.
3. Applicable subject categories and folders have been marked Vital. Vital marking is inherited by folders and records.
4. User profile information includes name, office, agency, etc.
5. User has compiled a list of "favorite" folders that he/she is most likely to file his/her record(s).
6. Agency has the capability to track and display the folders most recently used by the user to file his/her record(s).
7. Agency provides the user with the capability to search the category structure when selecting which category and folder to file his/her record(s).
8. The attributes relevant to the agency's electronic record holdings provenance were populated at the time of record capture.
9. User has the capability to retrieve a group of records by category or subject.

B. Script of Operations

Scenario 12 –Change Record Keeper			
Step	User Action	System Response	Comments
1.	Records Officer searches for and retrieves records where the record keeper is assigned to the previous record keeper's name.	<ul style="list-style-type: none"> System displays the list of records to a search results screen with the previous record keeper's name populated in the <i>Record Keeper, Current</i> attribute field 	
2.	Record Officer selects all of the records listed in the search result screen	Systems highlights all records in the search results screen	
3.	Record Officer launches a global update utility.	System displays the utility window. Providing a drop down list of all fields that can be globally updated.	
4.	Records Officer User selects the <i>Record Keeper, Current</i> data field	Systems displays a data window in which the new value can be entered	
5.	Records Officer enters a new value for the <i>Record Keeper, Current</i>	System displays the new value in the <i>Record Keeper, Current</i> attributes	
6.	Records Officer saves his/her work	System updates the following attributes on each selected record: <ul style="list-style-type: none"> <i>Record Keeper, Current</i> <i>Record Keeper</i> 	

Scenario 12 –Change Record Keeper

Step	User Action	System Response	Comments
		<i>Current Date</i> <ul style="list-style-type: none"> • <i>Record Keeper, Previous</i> • <i>Record Keeper Previous Date</i> 	
7.		The system updates the Provenance on all selected records.	

Scenario 14 - Change Modifiable Attribute

Jane Doe is a records officer in the ABC agency. She is specifically responsible for monitoring the accuracy of metadata applied to records by the agency's action officers. The agency uses a country attribute to identify the country that is the source of the record's content. The country code for the Soviet Union (USSR) has been changed RUSS for Russia.

A. Pre-Conditions.

This section defines the "state" of things before the scenario starts – conditions that have to be true for the scenario to take place.

1. Agency has an electronic hierarchical category structure in place. File plan consists of subject categories and folders created to aggregate and store digital records.
2. Agency has a retention schedule associated with the category structure in place. The disposition rules are assigned to the subject categories and are inherited by the folders and records.
3. Applicable subject categories and folders have been marked Vital. Vital marking is inherited by folders and records.
4. User profile information includes name, office, agency, etc.
5. User has compiled a list of "favorite" folders that he/she is most likely to file his/her record(s).
6. Agency has the capability to track and display the folders most recently used by the user to file his/her record(s).
7. Agency provides the user with the capability to search the category structure when selecting which category and folder to file his/her record(s).
8. The attributes relevant to the agency's electronic record holdings provenance were populated at the time of record capture.
9. User has the capability to retrieve a group of records by category or subject.

B. Script of Operations

Scenario 14 –Change Modifiable Attribute			
Step	User Action	System Response	Comments
1.	Records Officer searches for and retrieves a single or a collection of electronic records. The search is by category, or by "subject".	System displays the list of records to a search results screen	
2.	Record Officer launches a global update utility.	System displays the utility window.	

Scenario 14 –Change Modifiable Attribute

Step	User Action	System Response	Comments
		Providing a drop down list of all fields that can be globally or singularly updated.	
3.	Records Officer User selects the <i>Agency_Official_Name_Current</i> data field	Systems displays a data window in which the new value can be entered	
4.	Records Officer enters a new value for the <i>Agency_Official_Name_Current</i>	System updates the following attributes on each selected record: <ul style="list-style-type: none"> • <i>Agency Official Name, Current</i> • <i>Agency Official Name Current Date</i> • <i>Agency Official Name, Previous</i> • <i>Agency Official Name Previous Date</i> 	
5.	Records Officer selects the <i>Record Keeper, Current</i> data field	Systems displays a data window in which the new value can be entered	
6.	Records Officer enters a new value for the <i>Record Keeper, Current</i>	System updates the following attributes on each selected record: <ul style="list-style-type: none"> • <i>Record Keeper, Current</i> • <i>Record Keeper Current Date</i> 	

Scenario 14 –Change Modifiable Attribute

Step	User Action	System Response	Comments
		<ul style="list-style-type: none">• <i>Record Keeper, Previous</i>• <i>Record Keeper Previous Date</i>	
7.	Records Officer clicks the appropriate button to save her work.	The system updates the Provenance on all selected records.	

Scenario 15 - Change Authority Attribute

Jane Doe is a records officer in the ABC agency. She is specifically responsible for monitoring the accuracy of metadata applied to records by the agency's action officers. The agency maintains a list of source authorities for the retention schedule. In this use case, the authority for the retention assigned to a particular record is changed from GRS 20 a2 to GRS 20 a4.

A. Pre-Conditions.

This section defines the "state" of things before the scenario starts – conditions that have to be true for the scenario to take place.

1. Agency has an electronic hierarchical category structure in place. File plan consists of subject categories and folders created to aggregate and store digital records.
2. Agency has a retention schedule associated with the category structure in place. The disposition rules are assigned to the subject categories and are inherited by the folders and records.
3. Applicable subject categories and folders have been marked Vital. Vital marking is inherited by folders and records.
4. User profile information includes name, office, agency, etc.
5. User has compiled a list of "favorite" folders that he/she is most likely to file his/her record(s).
6. Agency has the capability to track and display the folders most recently used by the user to file his/her record(s).
7. Agency provides the user with the capability to search the category structure when selecting which category and folder to file his/her record(s).
8. The attributes relevant to the agency's electronic record holdings provenance were populated at the time of record capture.
9. User has the capability to retrieve a group of records by category or subject.
10. An Authority data attribute exists in the system with a predefined pick list of values.

B. Script of Operations

Scenario 15 –Change Authority Attribute			
Step	User Action	System Response	Comments
1.	User logs in as an records officer with system permissions to add new and change <i>Authorities</i> assigned to records.	System recognizes user's privileges and grants access to this function	

Scenario 15 –Change Authority Attribute

Step	User Action	System Response	Comments
2.	If the Authority value does not exist in the system, the Records Officer launches the <i>Add New Authority</i> function.	System displays	
3.			
4.	Record Officer launches a global update utility.	System displays the utility window providing a drop down list of all fields that can be globally updated.	
5.	Records Officer User selects the <i>Authority, Current</i> data field	Systems displays a data window in which the new value can be entered	
	Records Officer enters a new value for the <i>Authority, Current</i>	Systems displays a data window with the new value	
	Records Officer saves her work	System updates the following attributes on each selected record: <ul style="list-style-type: none"> • <i>Authority, Current</i> • <i>Authority, Current Date</i> • <i>Authority, Previous</i> • <i>Authority, Previous Date</i> 	
		The system updates the <i>Authority</i> attribute on all effected records.	

Scenario 18 – Validate Record Authenticity

Jane Doe is a records officer in the ABC agency. She is specifically responsible for the management and maintenance of the agency’s records. The “record keeper” is defined as the administrative entity, unit, office, or person responsible for the custody and ongoing management of the records during their active business use.

A. Pre-Conditions.

This section defines the “state” of things before the scenario starts – conditions that have to be true for the scenario to take place.

1. Agency has an electronic recordkeeping system in place. .
2. Agency has a document authentication service in place in conjunction with the electronic recordkeeping system. Applicable subject categories and folders have been marked Vital. Vital marking is inherited by folders and records.
3. Agency has one or more authenticated records.

B. Script of Operations

Scenario 18 –Validate Record Authenticity			
Step	User Action	System Response	Comments
1.	Records Officer searches for and retrieves a record that was previously authenticated.	<ol style="list-style-type: none">1. System locates the authenticated record2. System authentication service establishes a new authentication result for the retrieved record3. System compares the new result with the previous result.4. If the results match, then the system will display or list the record in the user’s search result screen.5. If the results do not match, then the system shall	

Scenario 18 –Validate Record Authenticity

Step	User Action	System Response	Comments
		display a warning message to the user stating that the record is no longer authenticate. 6. The message will prompt the user to cancel his/her request to retrieve the record or to continue the request to retrieve the record.	

Scenario 19 – Suspend (Freeze) Disposition

Jane Doe is a records officer in the ABC agency. She is specifically responsible for applying a “hold” to freeze or exempt the disposition of records that match specified search criteria as relevant to an audit, investigation, or litigation.

A. Pre-Conditions.

This section defines the “state” of things before the scenario starts – conditions that have to be true for the scenario to take place.

1. Agency has an electronic recordkeeping system with the capability to search and retrieve records.
2. Agency has a records hold function that will mark records needed for a specific hold and suspend (freeze) their disposition.
3. Agency has a list of names/positions that are authorized to initiate a hold.
4. Agency has a records officer role with the permissions necessary to search, retrieve, and mark records to suspend their disposition
5. The record officers received a notification from an authorized individual to place a collection of records that matched specified criteria on hold. The notification included a description/purpose of the hold and the search criteria.
6. Agency has one or more managed records.

Note: Suspend Disposition Authority is a legally binding order, notice, or freeze on the execution of the established disposition instruction of an established disposition authority. This could be a person or office.

B. Script of Operations

Scenario 19 –Suspend (Freeze) Disposition			
Step	User Action	System Response	Comments
	Create Suspend Disposition Authority		
1.	Upon receipt of Suspend Disposition order, the Records Officer launches the “Suspend Disposition” or “Hold” function	System displays the create “Hold” data window with the following data fields: <ul style="list-style-type: none"> • <i>Disposition_Authority_Suspend_Number</i> • <i>Disposition_Authority_Suspend_Title</i> • <i>Disposition_Authority_Suspend_Descript</i> 	Added user defined attributes to disposition_suspend: Number Title Ordered by

Scenario 19 –Suspend (Freeze) Disposition

Step	User Action	System Response	Comments
		<p style="text-align: center;"><i>ion</i></p> <ul style="list-style-type: none"> • <i>Disposition_Authority_Suspend_Ordered_By</i> • <i>Disposition_Authority_Suspend_Search_Criteria</i> 	Search criteria
2.	Records Officer tabs to the <i>Disposition_Authority_Suspend_Number</i> data field and enters the number of the Hold following the agency's numbering schema.	System displays the user entered value in the <i>Disposition_Authority_Suspend_Number</i> data field.	
3.	Records Officer tabs to the <i>Disposition_Authority_Suspend_Title</i> data field and enters the name of the Hold.	System displays the user entered value in the <i>Disposition_Authority_Suspend_Title</i> data field.	
4.	Records Officer tabs to the <i>Disposition_Authority_Suspend_Description</i> data field and enters a descriptive information about the Hold.	System displays the user entered value in the <i>Disposition_Authority_Suspend_Description</i> data field.	
5.	Records Officer tabs to the <i>Disposition_Authority_Suspend_Ordered_By</i> data field and enters the name and title of the person ordering the Hold.	System displays the user entered value in the <i>Disposition_Authority_Suspend_Ordered_By</i> data field.	Associated with a role/entity authorized to order a suspension (prevents transfer and/or destruction and changes to editable attributes). This might involve editing of

Scenario 19 –Suspend (Freeze) Disposition

Step	User Action	System Response	Comments
			the organization's party model
6.	Records Officer tabs to the <i>Disposition_Authority_Suspend_Search_Criteria</i> data field and enters the criteria used to search for applicable records	System displays the user entered value in the <i>Disposition_Authority_Suspend_Search_Criteria</i> data field.	
7.	Records Officer saves her work	System assigns and appends the following data fields to the Hold: <ul style="list-style-type: none"> • <i>Disposition_Authority_Suspend_Identifier</i> • <i>Disposition_Authority_Suspend_Created_By</i> • <i>Disposition_Suspend_Date_Created</i> 	Created by (operator) and date created are audit attributes. Date hold was created and date that records were actually frozen could be different dates.
	Assign Hold to applicable managed records		
8.	Records Officer searches for and retrieves a single or a collection of records that meet search criteria.	System displays the list of records to a search results screen	
9.	Record Officer launches the Suspend Disposition utility.	System displays a pick list of existing Holds with the following data: <ul style="list-style-type: none"> • <i>Disposition_Authority_Suspend_Number</i> • <i>Disposition_Authority_Suspend_Title</i> 	
10.	Records Officer selects	System displays a	

Scenario 19 –Suspend (Freeze) Disposition

Step	User Action	System Response	Comments
	the appropriate Hold by <i>Disposition_Authority_Suspend_Number</i>	confirmation dialog box: “Do you want to apply this hold to the selected records?” Yes/No	
11.	Records Officer selects Yes to confirm	<ul style="list-style-type: none"> • System links each the Hold to all selected records metadata: • System populates the following metadata attribute on the Hold: <i>Disposition_Authority_Suspend_Is_Active</i> 	The date applied in this step should be the system date when the records were put on Hold.
12..	If first instance has occurred, then	System creates a link for each additional Hold and appends to record	

C. Post-Conditions

1. A Disposition Suspension is added to the database
2. The id of the Disposition Suspension is linked to each selected record
3. The *Disposition_Authority_Suspend* attribute is populated on each selected record and this action freezes or exempts the records from destruction.

Scenario 20 – Re-Instate (Unfreeze) Disposition

Jane Doe is a records officer in the ABC agency. She is specifically responsible for applying a “hold” to freeze or exempt the disposition of records that match specified search criteria as relevant to an audit, investigation, or litigation.

A. Pre-Conditions.

This section defines the “state” of things before the scenario starts – conditions that have to be true for the scenario to take place.

1. Agency has an electronic recordkeeping system with the capability to search and retrieve records.
2. Agency has a records hold function that will mark records needed for a specific hold and suspend (freeze) their disposition.
3. Agency has a list of names/positions that are authorized to initiate and to lift a hold.
4. Agency has a records officer role with the permissions necessary to search, retrieve, and mark records to lift suspended dispositions.
5. The record officers received a notification from an authorized individual to lift a disposition suspension. Agency has one or more managed records

B. Script of Operations

Scenario 20 – Re-Instate (Unfreeze) Disposition			
Step	User Action	System Response	Comments
1.	Record Officer launches the Re-Instate Disposition utility.	System displays a pick list of existing Holds with the following data: <ul style="list-style-type: none"> • Disposition_Authority_Suspend_Number • Disposition_Authority_Suspend_Title 	
2.	Records Officer selects the appropriate Hold(s) by Disposition_Authority_Suspend – Number	System displays the Disposition_Authority_Suspend_Number(s) for each desired hold	
3.	Records Officer selects Release Hold	System displays the following menu options:	

Scenario 20 – Re-Instate (Unfreeze) Disposition			
Step	User Action	System Response	Comments
		<ul style="list-style-type: none"> • Release Hold • Release All Objects • Release Selected Objects 	
4.	Records Officer selects the Release Hold menu option	System displays a confirmation dialog box: “Do you want to release selected Hold(s)?” Yes/No	
5.	Records Officer selects Yes to confirm	<ol style="list-style-type: none"> 1. System populates the following attributes on the affected Holds: <ul style="list-style-type: none"> • Disposition_Authority_Suspend_Revocation • Disposition_Authority_Suspend_Revocation_Date • Disposition_Authority_Suspend_Revocation_Identifier • Disposition_Authority_Suspend_Revocation_Description 2. System removes the links to the records frozen by the Hold 3. System changes the status of the Hold to Inactive. 4. For all records without any other Holds, system will change the Suspend flag to inactive 	

C. Post-Conditions

1. A Disposition Suspension is added to the database
2. The id of the Disposition Suspension is linked to each selected record
3. The *Disposition_Authority_Suspend* attribute is populated on each selected record and this action freezes or exempts the records from destruction.

Scenario 21 – Disassociate Linked Records

John Henry is an action officer in the ABC agency. He has filed a new record that supersedes a previously filed record. His task was to link the superseded record with the superseded by record. After realizing that he linked the wrong records he

A. Pre-Conditions.

This section defines the “state” of things before the scenario starts – conditions that have to be true for the scenario to take place.

1. Agency has a Link function associate one or more records with another.
2. Agency has a Search and Retrieve records function that permits the user to search for and retrieve records that he has access to.
3. Agency has predefined link types such as Supporting/Supported; Superseded/Superseded By; Cross Reference; Email/Attachment, etc.
4. Agency has two or more declared records.

B. Script of Operations

Scenario 21 –Disassociate Records			
	Actor Action	System Response	Comments
1.	User launches the Search for Records function	Systems displays the user interface to the Search for Records function	
2.	User enters search criteria as appropriate to retrieve the desired record on which to remove the link	Systems displays the desired record in a search results display	
3.	User selects the desired record in the search results display	System highlights the specified record	
4.	User navigates to the Display Links function	Systems display the list of links associated with the selected record	
5.	User selects the Link Type to be removed	Systems highlights the selected Link Type	
6.	User selects the delete link option	System displays a conformation dialogue box	

Scenario 21 –Disassociate Records

	Actor Action	System Response	Comments
7.	Users selects the Yes button	System enters a null value in the attributes for this specific link on both record: <ul style="list-style-type: none">• <i>Record_Association_Id</i> attribute• <i>Record_Association_Description</i> attribute• <i>Record_Association_Date</i>	

C. Post-Conditions

1. The link has been removed from the incorrectly associated records.

Scenario 26 – Cutoff Records

Jane Doe is a records officer in the ABC agency. She is specifically responsible for scheduling two records management services. The first service is used to calculate the retention of those records whose due dates can be calculated. The second service is used to find the records whose retention periods have expired and to aggregate those records into a session for further processing.

A. Pre-Conditions.

This section defines the “state” of things before the scenario starts – conditions that have to be true for the scenario to take place.

1. Agency has a retention calculation service that examines each declared record, folder, and box (where applicable) and determines if the retention due date can be calculated (is the trigger date populated).
2. Agency has a disposition session service that will aggregate records, folders, and boxes based upon expired retention dates and disposition action. It will aggregate disposal objects (session) by disposal action (destroy, transfer, review, cutoff, archive, accession to NARA, etc.)
3. Agency has a email notification service that will automatically compose, address, and send an email notification to member(s) of the records staff, providing notification of new sessions to be processed. The notification will identify the session number and disposal action. The notification will also include a web link to the session which provides the capability to view the list of objects included in the session and their details (attributes).
4. Agency has records that are due for cutoff.

B. Script of Operations

Scenario 26 –Cutoff Records			
	Actor Action	System Response	Comments
1.	System executes the Find Candidate service and identifies the records that are eligible for cutoff.	<ul style="list-style-type: none"> • System generates a Cutoff session. • System generates and sends email notification to member(s) of the records staff 	
2.	Records Officer(s) launches email system and opens email notification.	Email system displays the notification message and a link to the Cutoff session.	
3.	Records Officer clicks the	The system displays a listing of	

Scenario 26 –Cutoff Records			
	Actor Action	System Response	Comments
	link to the Cutoff session.	the records and folders aggregated in the Cutoff session.	
4.	Records Officer schedules the session for final disposition processing.	System will execute the Cutoff disposition service at the scheduled time	
5.		System cutoff (closes) the folders listed in the session. The folders are closed from further filing.	
6.		System assigns a date to the Date Cutoff attribute on each folder and loose (folder less) records.	Need a <i>Date Cutoff</i> attribute
7.		System updates the status of effected records to Closed.	

C. Post-Conditions

1. The *Date Cutoff* attribute is updated/assigned.
2. Folders are closed to further filing.
3. The status of the effected records is changed to Closed.

Scenario 27 – Find Disposition Candidates

Jane Doe is a records officer in the ABC agency. She is specifically responsible for scheduling two records management services. The first service is used to calculate the retention of those records whose due dates can be calculated. The second service is used to find the records whose retention periods have expired and to aggregate those records into a session for further processing.

A. Pre-Conditions.

This section defines the “state” of things before the scenario starts – conditions that have to be true for the scenario to take place.

1. Agency has an electronic hierarchical category structure in place. File plan consists of subject categories and folders created to aggregate and store digital records.
2. Agency has a retention schedule associated with the category structure in place. The disposition rules are assigned to the subject categories and are inherited by the folders and records.
3. Agency has a retention calculation service that examines each declared record, folder, and box (where applicable) and determines if the retention due date can be calculated (is the trigger date populated).
4. Agency has a disposition session service that will aggregate records, folders, and boxes based upon expired retention dates and disposition action. It will aggregate disposal objects (session) by disposal action (destroy, transfer, review, cutoff, archive, accession to NARA, etc.)
5. Agency has a email notification service that will automatically compose, address, and send an email notification to member(s) of the records staff, providing notification of new sessions to be processed. The notification will identify the session number and disposal action. The notification will also include a web link to the session which provides the capability to view the list of objects included in the session and their details (attributes)

B. Script of Operations

Scenario 27 –Find Disposition Candidates			
	User Action	System Response	Comments
1.	Records Officer launches the Retention Calculation Service	System displays the retention calculation service data window with the following menu options: <ul style="list-style-type: none"> • Run At (user specifies a time to execute the 	

Scenario 27 –Find Disposition Candidates

	User Action	System Response	Comments
		service on a daily, weekly, monthly, or annual basis) <ul style="list-style-type: none"> • Run From (user specifies a periodic time, such as every 5 minutes, between 7:00 am and 6:00 pm on a daily basis) 	
2.	Records Officer selects the <i>Run At</i> option	System displays the <i>Run At</i> data window	
3.	Records Officer enters run every 5 minutes between the hours of 7:00 am and 6:00 pm daily	System updates the Run At service execution schedule. System calculates retention due dates for records, folders, and boxes at the scheduled intervals and updates their retention due dates.	Instead of re-calculating disposition eligibility date every time <ul style="list-style-type: none"> • Calculate when a records category is changed, or the disposition instruction associated with it. These events would trigger re-calculation of disposition eligibility date • The government uses event based eligibility a lot, e.g. 5

Scenario 27 –Find Disposition Candidates

	User Action	System Response	Comments
			years after official leaves office.
4.	Records Officer launches the Retention Scheduling Service	System displays a user interface to the Retention Scheduling Service with the following menu options: <ul style="list-style-type: none"> • Disposal Action • Schedule • Department/Office • Category • SQL • Recipient 	
5.	Records Officer selects <i>Disposal Action</i>	The system displays the Disposal Action dropdown selection list with the following actions: <ul style="list-style-type: none"> • Archive • Cutoff • Destroy • Review • Transfer • Accession to NARA 	These dispositions are not in our model & were not specified by the RMSC IPT. Review would be used when the disposition is not known (category not yet determined).
6.	Records Officer selects the <i>Archive_disposal</i> action service	System populates the Disposal Action attribute with <i>Archive</i> and then displays the menu options data window	This is in the disposition instruction. Isn't this a pre-condition? This doesn't actually set the attribute, the disposal action

Scenario 27 –Find Disposition Candidates

	User Action	System Response	Comments
			service uses it to aggregate the records to be Archived, or Destroyed, or whatever the disposition dictates.
7.	Records Officer selects <i>s Schedule</i>	The system displays the Schedule data window with the following menu options: <ul style="list-style-type: none"> • Run At (user specifies a time to execute the service on a daily, weekly, monthly, or annual basis) • Run From (user specifies a periodic time, such as every 5 minutes, between 7:00 am and 6:00 pm on a daily basis) 	This implies a service to collect the records based on eligibility date.
8.	Records Officer selects <i>Run At</i>	System displays the <i>Run At</i> data window	
9.	Records Officer enters run at 10:00 pm on the last day of every month	System updates the Archive Service execution schedule	This implies a service to execute each disposition.
10.	Records Officer selects <i>Department/Office</i>	System displays the <i>Department/Office</i> data window	These are optional filters if we want to address only a subset of the records.
11.	Records Officer, optionally enters a department or office filter to limit candidates to records from the specified department or office	System updates the <i>Department/Office</i> filter	These are optional filters if we want to address only a subset of the records.

Scenario 27 –Find Disposition Candidates

	User Action	System Response	Comments
12.	Records Officer selects <i>Category</i>	System displays the <i>Category</i> data window	These are optional filters if we want to address only a subset of the records.
13.	Records Officer, optionally enters a subject category filter to limit candidates to records from the specified category	System updates the <i>Category</i> filter	These are optional filters if we want to address only a subset of the records.
14.	Records Officer selects <i>SQL</i>	System displays the <i>SQL</i> data window	...or some query-by-example or other query capability.
15.	Records Officer, optionally enters a SQL statement filter to limit candidates to records from the specified SQL statement. Such as all records filed by Jane Doe between a specified period of time)	System updates the <i>SQL</i> filter	
16.	Records Officer selects <i>Recipients</i>	System displays the <i>Recipients</i> data window	<p>This implies that there is a report generator that pushes reports to users (so their emails must be known)</p> <p>This list might be filtered by role.</p> <p>The system must have a list of</p>

Scenario 27 –Find Disposition Candidates

	User Action	System Response	Comments
			individuals authorized by action (archive, cutoff, transfer, ...)
17.	Record Officer selects the <i>Recipients</i> drop down list	System displays a dropdown list of records staff members	
18.	Records Officer selects member(s) of the records staff to receive them email notifications of new sessions to be processed	System updates the <i>Recipients</i> list and populates their email address(es) in the service	
19.	Repeat steps 4 – 18 for each desired disposal actions		
20.	System executes the Find Disposition Candidates services	<p>System:</p> <ul style="list-style-type: none"> • Aggregate all Archive Candidates into an Archive session, affix a name and number to the session, affix the date and time session was created and compose and send email notification to the recipients • Aggregate all Cutoff Candidates into an Cutoff session, affix a name and number to the session, affix the date and time session was created and compose and send email notification to the recipients • Aggregate all Destroy Candidates into an 	<p>The list would not be sent via eMail but a link to a place in the system where it can be accessed or acted on.</p> <p>Records that are on "suspend" will be filtered out of the list.</p>

Scenario 27 –Find Disposition Candidates

	User Action	System Response	Comments
		<p>Destroy session, affix a name and number to the session, affix the date and time session was created and compose and send email notification to the recipients</p> <ul style="list-style-type: none"> • Aggregate all Review Candidates into an Review session, affix a name and number to the session, affix the date and time session was created and compose and send email notification to the recipients • Aggregate all Transfer Candidates into an Transfer session, affix a name and number to the session, affix the date and time session was created and compose and send email notification to the recipients • Aggregate all Accession to NARA Candidates into an Accession to NARA session, affix a name and number to the session, affix the date and time session was created and compose and send email notification to the recipients 	

C. Post-Conditions

1. Retention is calculated, re-calculated, and updated at each prescribed interval as a service.

2. Retention candidates are found and aggregated per the filter configurations as a service
3. Emails are composed for each new session and sent to the appropriate recipients
4. Records officers receive email notifications of new disposition sessions to be processed.

Scenario 28 – Transfer Records

Jane Doe is a records officer in the ABC agency. She is specifically responsible for scheduling two records management services. The first service is used to calculate the retention of those records whose due dates can be calculated. The second service is used to find the records whose retention periods have expired and to aggregate those records into a session for further processing.

A. Pre-Conditions.

This section defines the “state” of things before the scenario starts – conditions that have to be true for the scenario to take place.

1. Agency has a retention calculation service that examines each declared record, folder, and box (where applicable) and determines if the retention due date can be calculated (is the trigger date populated).
2. Agency has a disposition session service that will aggregate records, folders, and boxes based upon expired retention dates and disposition action. It will aggregate disposal objects (session) by disposal action (destroy, transfer, review, cutoff, archive, accession to NARA, etc.)
3. Agency has a email notification service that will automatically compose, address, and send an email notification to member(s) of the records staff, providing notification of new sessions to be processed. The notification will identify the session number and disposal action. The notification will also include a web link to the session which provides the capability to view the list of objects included in the session and their details (attributes).
4. Agency has records that are due to be transferred to an external transfer location.

B. Script of Operations

Scenario 28 –Transfer Records			
	Actor Action	System Response	Comments
1.	System executes the Find Candidate service and identifies the records that are eligible for transfer	<ul style="list-style-type: none"> • System generates a Transfer session. • System generates and sends email notification to member(s) of the records staff 	Transfer packet? PISM needed, xml schema for import/export
2.	Records Officer(s) launches email system and opens email notification.	Email system displays the notification message and a link to the Transfer session.	
3.	Records Officer clicks the	The system displays a listing of	Note: Need a

Scenario 28 –Transfer Records

	Actor Action	System Response	Comments
	link to the Transfer session.	the records aggregated in the Transfer Records session by transfer location.	<i>transfer location</i> attribute
4.	Records Officer schedules the session for final disposition processing.	System will execute the Transfer disposition service at the scheduled time	
5.		System exports (writes out) a copy of each electronic record in the session to a specified path	
6.		System exports the metadata and metadata change history to a specified path	
7.		System changes the status of the records to “Transferred”.	
8.	Records Officer transfers the records with metadata and history to the appropriate transfer location	Records custodian at the transfer location receives, reviews, and accepts the transfer of the records and assumes custodial responsibilities.	
9.	Records custodian at the transfer location notifies the agency that the transfer action was successfully completed	Agency records officer retrieves the local copy of the transferred records and: <ul style="list-style-type: none"> • Destroy (expunge) the copies of the transferred records • Delete record metadata and change history of the transferred records or • Optionally, retain the record metadata showing that the details of the transfer (who, what, when, and where) 	

Scenario 28 –Transfer Records			
	Actor Action	System Response	Comments

C. Post-Conditions

1. Copies of electronic records and their metadata (optionally, with change history) have been transferred to the specified location.
2. The local copy of the transferred records has been expunged.
3. The agency optionally retains the metadata of the expunged records and the records status is changed to transferred.

Scenario 29 – Accession to NARA

Jane Doe is a records officer in the ABC agency. She is specifically responsible for scheduling two records management services. The first service is used to calculate the retention of those records whose due dates can be calculated. The second service is used to find the records whose retention periods have expired and to aggregate those records into a session for further processing.

A. Pre-Conditions.

This section defines the “state” of things before the scenario starts – conditions that have to be true for the scenario to take place.

1. Agency has a retention calculation service that examines each declared record, folder, and box (where applicable) and determines if the retention due date can be calculated (is the trigger date populated).
2. Agency has a disposition session service that will aggregate records, folders, and boxes based upon expired retention dates and disposition action. It will aggregate disposal objects (session) by disposal action (destroy, transfer, review, cutoff, archive, accession to NARA, etc.)
3. Agency has a email notification service that will automatically compose, address, and send an email notification to member(s) of the records staff, providing notification of new sessions to be processed. The notification will identify the session number and disposal action. The notification will also include a web link to the session which provides the capability to view the list of objects included in the session and their details (attributes).
4. Agency has records that are due to be accessioned to NARA.

B. Script of Operations

Scenario 29 –Accession to NARA			
	Actor Action	System Response	Comments
1.	System executes the Find Candidate service and identifies the records that are eligible for accession by NARA	<ul style="list-style-type: none"> • System generates Accession to NARA session. A separate accession will be generated for each media type. • System generates and sends email notification to member(s) of the records staff 	
2.	Records Officer(s)	Email system displays the	

Scenario 29 –Accession to NARA

	Actor Action	System Response	Comments
	launches email system and opens email notification.	notification message and a link to the Accession to NARA sessions	
3.	Records Officer clicks on one of the Accession to NARA session link	The system displays the contents of the selected Accession to NARA session.	
4.	Records Officer generates and submits a report of the records to NARA for approval (repeat this step for each individual session)		There is a NARA specified format/form for this report
5.	Upon receipt of NARA’s approval to accession the records, the Records Officer schedules the sessions for final disposition processing.	System will execute the Accession to NARA disposition service at the scheduled time	
6.		System exports (writes out) a copy of each electronic record for each specified session to a specified path	
7.		System exports the metadata and metadata change history to the specified path	
8.		System changes the status of the records to “Transferred to NARA”.	
9.	Records Officer transfers the records with metadata and history to NARA	NARA receives, reviews, and accepts the transfer of the records and assumes custodial responsibilities.	
10.	NARA notifies the	Agency records officer	

Scenario 29 –Accession to NARA			
	Actor Action	System Response	Comments
	agency that the transfer action was successfully completed	retrieves the records that were successfully accessioned by NARA and: <ul style="list-style-type: none"> • Destroy (expunge) the electronic records • Delete record metadata and change history • Optionally, retain the record metadata showing that the details of the accession to NARA process (who, what, when, and where) 	

C. Post-Conditions

1. Copies of electronic records and their metadata (optionally, with change history) have been transmitted to NARA.
2. Agency copy of the transferred records, metadata, and change history are permanently deleted from the agency’s recordkeeping system.

Scenario 30 – Destroy Records

Jane Doe is a records officer in the ABC agency. She is specifically responsible for scheduling two records management services. The first service is used to calculate the retention of those records whose due dates can be calculated. The second service is used to find the records whose retention periods have expired and to aggregate those records into a session for further processing.

A. Pre-Conditions.

This section defines the “state” of things before the scenario starts – conditions that have to be true for the scenario to take place.

1. Agency has a retention calculation service that examines each declared record, folder, and box (where applicable) and determines if the retention due date can be calculated (is the trigger date populated).
2. Agency has a disposition session service that will aggregate records, folders, and boxes based upon expired retention dates and disposition action. It will aggregate disposal objects (session) by disposal action (destroy, transfer, review, cutoff, archive, accession to NARA, etc.)
3. Agency has a email notification service that will automatically compose, address, and send an email notification to member(s) of the records staff, providing notification of new sessions to be processed. The notification will identify the session number and disposal action. The notification will also include a web link to the session which provides the capability to view the list of objects included in the session and their details (attributes).
4. Agency has records that are due to be destroyed.

B. Script of Operations

Scenario 30 –Destroy Records			
	Actor Action	System Response	Comments
1.	System executes the Find Candidate service and identifies the records that are eligible for destruction	<ul style="list-style-type: none"> • System generates a Destroy session. • System generates and sends email notification to member(s) of the records staff 	Note: Records on hold are excluded
2.	Records Officer(s) launches email system and opens email notification.	Email system displays the notification message and a link to the Destroy session.	
3.	Records Officer clicks the	The system displays a listing of	Note: Need a

Scenario 30 –Destroy Records			
	Actor Action	System Response	Comments
	link to the Destroy session.	the records aggregated in the Destroy session by record owner.	<i>record owner</i> (same as record keeper?) attribute
4.	Records Officer(s) generate a Records Destruction Approval Request	A Records Destruction Approval Request is generated and forwarded to each record owner	
5.	Upon receipt of the Records Destruction Approval forms, the Records Officer schedules the session for final disposition processing.	System will execute the Destroy disposition service at the scheduled time	
6.		System destroys (expunges) each electronic record in the session, including all renditions	
7.		System deletes the metadata and the metadata change history	
8.		System generates a Destruction Certificate that captures the details of the destruction action.	Is this a function of the RMS?

C. Post-Conditions

1. Copies of electronic records have been expunged and their metadata (with change history) have been deleted from the recordkeeping system.